


The Blade

September - October 2019

The Official Publication of the Hoosier Outdoor Writers

"Red Sky At Night, Sailor's Delight", photo by Tom Berg



Hoosier Outdoor Writers

The Hoosier Outdoor Writers was formed in 1969 and has brought together many diverse groups and individuals with shared interests. The Hoosier Outdoor Writers, known among its members as HOW, is a group of dedicated media professionals who are keenly interested in the wise use of natural resources in the Hoosier State.

Hoosier Outdoor Writers Executive Council

Board Chairman

Troy McCormick
3604 Sea Pine
Jeffersonville, IN 47130
troy@naturalconcepts.net

President

Mike Schoonveld
299N 100E
Morocco, IN 47963
mike@bronature.com

Vice President

Kenny Bayless
9772 E. Stewart Ave.
Terre Haute, IN 47805
kwbayless@aol.com

Executive Director

Tom Berg
2142 Nondorf St.
Dyer, IN 46311
director@hoosieroutdoorwriters.org

Advisor

Bill Keaton
9494 West Base Rd.
Arlington, IN 46104
bill@bishophillguesthouse.com

Newsletter Editor

Tom Berg
2142 Nondorf St.
Dyer, IN 46311
director@hoosieroutdoorwriters.org

Board Members

Region 1 – Garry Burch
2021
Region 2 – Phil Bloom
2020
Region 3 – Mike Lunsford
2021
Region 4 – Jack Spaulding
2020

At Large:

Doug Allman – 2020
Jarrett Manek – 2020
Bryan Poynter – 2020
Dave Hoffman – 2021
Ken McBroom – 2021
Bob Sawtelle – 2021

All submissions and correspondence in regards to the newsletter should be directed to: Tom Berg (e-mail: director@hoosieroutdoorwriters.org), or to Tom Berg, 2142 Nondorf St., Dyer, IN 46311. Portions of this newsletter may be reproduced only with the permission of the Hoosier Outdoor Writer's Executive Board and/or the permission of the original author or authors submitting the material. HOW website: www.HoosierOutdoorWriters.org.

On the cover: A blazing sunset marks the end of a glorious day at a tranquil lake. Whether you spent the day fishing, boating, nature-watching or just enjoying the great outdoors, a beautiful sunset is a great ending to a great day. Photo by Tom Berg (all natural light – no filters were used).

President's Message

by Capt. Mike Schoonveld

Sources of Information



I'm often asked by people who read my columns and magazine features, "Do you ever run out of things to write about?" I suspect these are people who have watched movies or TV shows which depict a writer sitting at his or her desk either surrounded by reams of wadded up paper or an over the shoulder shot of a typewriter (nowadays a blank computer screen) struggling to get past the first few words of a column, blog or even a novel.

The term is "writer's block." I'm sure there's a similar term for videographers, radio show people and podcasters.

Do you ever get it? Do I?

Honestly, I never do. It's not that I'm so ingenious or the things about which I write are so plentiful or that I like to tell stories. Well, I do like to tell stories, but if all I wrote about were "me'n Joe went fishing" stories, I'd soon be out of a regular job.

Me'n Joes are easy. Been there, done that - I was using a spinning rod, Joe was using a baitcaster. But my topics include travel, environment, wildlife science, boats, motors, hats, boots, fish, butterflies.... None of which I am an expert on, but I do rely on experts to help me understand it and help me tell the stories.

The problem, then, isn't to find the stories; rather, to find the experts. Most come to me. I subscribe to the "Wires" (and so should you). These include the Outdoor Wire, Fishing Wire, Birding Wire, Tactical Wire, Airgun Wire, Hunting Wire and Outfitter Wire. Outdoor and Fishing are daily briefings, the others are less frequent.

One source I tapped into recently was the Hoosier Outdoor Writers "network". It was so successful, I'll probably use it again and again - and so can you.

If you read your emails perhaps you remember an email blast Tom Berg recently sent to all HOW members on my behalf. I had a question about the Hoosier Record Buck Program since it's been several years since I wrote about it or actually heard much about it. The online sources were few and much of it out of date.

I soon received helpful bits of information from several HOW members with more recent information than I could have otherwise found. They provided plenty of info to complete the task on which I was working. Thanks to all the HOW members who responded to me.

HOW has members from the northern tier of counties all the way south to the Ohio River. This diverse group has enough outdoor experiences, contacts and information to fill an encyclopedia. Does anyone remember what encyclopedias are?

So if you are in need of a story, or a bit of a pinch to defeat your writer's block, or just need a tidbit to smooth over a rough spot in an article, video or podcast, chances are some other HOW member can help you out. Just ask.

The Hoosier Outdoor Writers

New Members, Past Presidents & Memorial Section

**HOW extends a warm
welcome to our growing
ranks of outdoor
communicators:**

**No new members for this issue.
See Member News Section
starting on page 19.**


Memorial to Deceased HOW Members Those Who Have Gone Before Us:

Jack Alkire – HOW President 1979
Bill Beeman – Executive Director
Don Bickel
Ed Blann
Charlie Brown
Gary Carden
Jim “Moose” Carden – HOW President 1982/83
George Carey
John Case
Bill Church – HOW President 1972
Jack “Big Jake” Cooper
Mark Cottingham
Jerry Criss
Gary “Dox” Doxtater
Dick Forbes
Tom Glancy – HOW President 1977
Dale Griffith
Fred Heckman
Jack Kerins
Mike Lyle – HOW President 1981
Ralph “Cork” McHargue – HOW President 1976
Dick Mercier
Bob Nesbit
Hellen Ochs
Jack Parry
Harry Renfro
“Bayou” Bill Scifres – HOW President – **6 Terms**
George Seketa
Hal Shymkus
Al Spiers
Robert “Doc” Stunkard
Butch Tackett
John Trout, Jr.
Joe West

Past Presidents of HOW

“Bayou” Bill Scifres	1969
“Bayou” Bill Scifres	1970
“Bayou” Bill Scifres	1971
Bill Church	1972
Rick Bramwell	1973
Jack Ennis	1974
Phil Junker	1975
Ralph McHargue	1976
Tom Glancy	1977
Bob Rubin	1978
Jack Alkire	1979
Louie Stout	1980
Mike Lyle	1981
Jim “Moose” Carden	1982
Jim “Moose” Carden	1983
John Davis	1984
John Davis	1985
Ray Harper	1986
Ray Harper	1987
Ray Dickerson	1988
“Bayou” Bill Scifres	1989
“Bayou” Bill Scifres	1990
“Bayou” Bill Scifres	1991
Jack Spaulding	1992
Jack Spaulding	1993
John Rawlings	1994
Phil Bloom	1995
Marty Jaranowski	1996
John Martino	1997
Mike Schoonveld	1998
Jack Spaulding	1999
Jack Spaulding	2000
Sharon Wiggins	2001
Phil Junker	2002
Larry Crecelius	2003
Bryan Poynter	2004
Phil Bloom	2005
Brian Smith	2006
Brian Smith	2007
Brent Wheat	2008
Bryan Poynter	2009
John Maxwell	2010
Brandon Butler	2011
Josh Lantz	2012
Ben Shadley	2013
Bob Sawtelle	2014
Alan Garbers	2015
Ken McBroom	2016
Don Cranfill	2017
Troy McCormick	2018

HOW Conference Announcement



2020 HOW Conference Site, Conference Dates Chosen

We are pleased to announce that the 2020 HOW Conference will once again be held in Indianapolis, in conjunction with the start of the Indianapolis Boat, Sport & Travel Show at the state fairgrounds. The conference will take place on the weekend of February 14-15, 2020, with the main meeting occurring on Saturday, February 15.

It has been many years since we have paired the HOW Conference with the Indy BST Show, and the time has come to do it again!

The annual meeting will take place at the historic Normandy Barn at the north end of the fairgrounds

HOW members will meet at the Normandy Barn next February at the start of our 2020 conference. Make plans now to attend!

property, and we will have parking passes for each HOW member registered for the conference so they can get into the fairgrounds. There is parking available adjacent to the Normandy Barn, too.

As most of you know (if you read your email regularly), we took a poll of the membership recently asking each HOW member whether they preferred a spring conference (April or May) or a conference in February (held in conjunction with the Indy BST Show). We received a good response, including almost everyone who regularly attends the conference. Since a slight majority (51.7%) of the people responding said they would prefer the conference to be in February, we have scheduled the event accordingly. Many HOW members said it did not matter to them as they planned to attend regardless of when it was held. For all those who enjoy the spring conference, don't fret. The 2021 conference will be back in the springtime. We may even alternate between February and April/May, depending on what our members want.

As usual, we will start the 2020 HOW Conference with our traditional HOW Fun Shoot on Friday afternoon, February 14 at the Indiana Gun Club. After the shoot, our friends at Renfro Productions will be sponsoring a special Friday evening press party for all HOW members and their spouses who are planning to attend the conference. This event will take place in the new upper level Lounge of the Coliseum which overlooks the Show floor. We have been told it is a beautiful space that has a great view of the Coliseum floor below.

Of course, all HOW members are encouraged to attend the Boat, Sport & Travel Show after the conference activities and throughout the entire 10 days of the show. Renfro Productions will provide media passes for HOW members which will be honored throughout the show.

As usual, we will have plenty of interesting seminars and speakers at this conference. We will also announce the winners of our annual awards-in-craft contests and elect new officers. More details will be

forthcoming in future editions of *The Blade*. Whether you plan to attend the events on both Friday and Saturday or just the annual meeting on Saturday, the trip to the Indiana State Fairgrounds will definitely be worth it. So start making your plans now. **Don't miss the 2020 HOW conference!**

Save The Date!

Conference: February 14-15, 2020
Annual Meeting: February 15, 2020

The 2020 HOW Awards-In-Craft Contest

HOW CRAFTS AWARD CONTEST RULES

The contest year shall be for material published or aired from January 1, 2019 to December 31, 2019. All submissions, including photography, must have been printed, aired, published or electronically posted during the contest year (entrant must have been a HOW member when the work was published).

The author, photographer or broadcaster must be an Active or Associate member of HOW.

The author, photographer or broadcaster must have been paid a standard rate for any work entered in the contest. Photos or articles published on a private Website or a not-for-hire Website will not be accepted. Photos/articles that are published, or radio/TV programs that are broadcast in trade for advertising or other non-monetary remuneration or for gratuitous fees (such as \$1) are not permitted.

At this time, blogs will not be accepted as an article. Photo essays (where the only writing is in the captions) will also not be accepted as an article. These types of entries will be disqualified.

This year we will again allow electronic submissions only. We no longer accept paper entries. This has resulted in much less work for entrants, contest coordinators and judges. It also conserves valuable natural resources, which is something of which we can all be proud. Entries must be submitted via email (preferred) or filed on a CD/DVD and mailed. The only exception is the broadcast division, where tapes are also allowed. See the rules below for more details.

RULES FOR SUBMISSION

- 1) Contest entries must be in an electronic form. Entries must be emailed (or postmarked if mailing a CD or DVD) no later than midnight on January 15, 2020. Entries emailed or postmarked after that date will be disqualified. Send all entries to the proper contest coordinator (to be announced later).
- 2) An official HOW contest entry form must accompany each entry. The entry form must also be sent electronically. Please type entry details into the form (an electronic copy of the form will be provided).
- 3) Send no material that needs to be returned. No original material is required. As mentioned above, print contest entries and photo contest entries must be sent in an electronic form. In the broadcast contest, tapes, recordings and DVDs are welcome.
- 4) All submissions of print entries (either from traditional paper or electronic media) must consist of one electronic copy of each article with bylines removed. This file must be text only – do not scan tearsheets or newspaper/magazine pages. This electronic copy must be submitted as a Microsoft Word 97-2003 Document (.doc) or as a PDF file (.pdf). Entries not following these rules will be disqualified. As mentioned, print entry files must be emailed (or filed on a CD or DVD and mailed) by the deadline.
- 5) Entries into the broadcast category require only one tape or recording and may be sent by tape cassette, CD, VHS or DVD formats. Radio and television entries may carry the broadcast station's name and call letters if they are on "as aired" dubbed tapes. TV entries should be dubbed minus commercials if possible to facilitate judging.
- 6) Entries in the photography division must consist of one electronic (digital) copy of each photo. This electronic copy must be saved as a JPEG file (.jpg or .jpeg). Prints, slides and paper copies of photos will not be accepted. Please include a title for each photo entry. Digitally produced photos should not be substantially manipulated. Allowable photo enhancement is limited to standard shooting/darkroom techniques, such as color correction, contrast control and image cropping.
- 7) An individual article, photo or broadcast may only be entered in one category/division. Entering the same piece in multiple categories/divisions will result in the disqualification of duplicate entries.
- 8) There is a limit of two entries per category.

For all Article entries, send submissions to the Writing Contest Coordinator:

Troy McCormick, Email: contest@hoosieroutdoorwriters.org

US Mail: 3604 Sea Pine, Jeffersonville, IN 47130

For all Photography entries, send submissions to the Photo Contest Coordinator:

John Martino, Email: jmartinooutdoors@att.net

US Mail: 12825 W 100 N, Kokomo, IN 46901

For all Broadcast entries, send submissions to the Broadcast Contest Coordinator:

Tom Berg, Email: thomas.berg@comcast.net

US Mail: 2142 Nondorf Street, Dyer, IN 46311

CONTEST DIVISIONS

- 1) Writing articles published as 1,000 words or less (Magazine, Newspaper, E-zine).
- 2) Writing articles published as more than 1,000 words (Magazine, Newspaper, E-zine).
- 3) Photography
- 4) Broadcast (Radio-TV-Video)

WRITING ARTICLE CATEGORIES

- 1) Hunting/Trapping
- 2) Fishing
- 3) Conservation
- 4) General Outdoors (other than hunting, fishing, trapping)

BROADCAST CATEGORIES

- 9) Best Radio Broadcast
- 10) Best TV Broadcast
- 11) Best Video

PHOTOGRAPHY CATEGORIES

- 5) Hunting/Trapping
- 6) Fishing
- 7) Outdoor Scenic
- 8) Outdoor Recreation (other than hunting, fishing, trapping)

2020 HOW AWARDS-IN-CRAFT CONTEST ENTRY FORM

Name: _____

Address: _____

Category _____ Division _____

Title: _____


Where published/aired: _____

Publication/air date: _____

Entries and forms must be emailed or postmarked no later than January 15, 2020



Hoosier Outdoor Writers Turn in a Poacher/Polluter Writing Contest Official Contest Guidelines



Once again, the Indiana Turn in a Poacher (TIP) Citizen's Advisory Board is sponsoring a writing contest to encourage HOW members to promote the TIP mission, the hotline and support of the TIP Advisory Board. **This year the prizes have increased substantially (\$300 for first place; \$200 for second place; \$100 for third place).** So be sure to write your TIP article right away!

Requirements are simple, and entering is easy! Article must be at least 400 words in length and must include:

1. Brief description of TIP (see below—does not have to be verbatim)
2. TIP Hotline (1-800-TIP-IDNR)

Although it is not required, preference will be given to stories that:

- Feature a "real-life story of TIP" or something similar.
- Are published in paid publications.

To enter, submit an electronic copy of an article published between **February 1, 2019** and **January 31, 2020**. We will supply the submission deadline and contact info towards the end of the year. The TIP Citizen's Advisory Board will review all entries and will select the entries that best promote the mission of TIP and encourage citizens to get involved.

What is TIP?

Turn in a Poacher, Inc. (TIP) is a non-profit conservation organization that works hand-in-hand with Indiana DNR Law Enforcement to protect our fish and wildlife resources by increasing public support and involvement in bringing violators to justice.

A poacher is a thief who illegally steals wildlife that belongs to each Indiana citizen. Poachers rob licensed, ethical hunters and anglers from recreational opportunities they bought through license fees.

Citizens can help stop poachers in two ways. If you see, hear or learn about a poacher or any other fish and wildlife violation:

- Call 1-800-TIP-IDNR
- Submit a TIP online at <https://www.in.gov/dnr/lawenfor/7608.htm>.

If your TIP leads to an arrest, you may receive as much as a \$200 reward, and you can remain anonymous.

More information is available at <https://www.in.gov/dnr/lawenfor/2745.htm>.

2019 HOW Awards-In-Craft Winner

1st Place in the Writing Contest (General Outdoors category) – Under 1000 Words

“Building a Campfire”

by Mike Schoonveld

You'd be surprised the number of outdoor skills I learned in Boy Scouts which became life lessons. I still tie square knots when joining two ropes and a clove hitch when tying my boat to the pier. I have a triangular bandage in my first aid kit (the sterile version of the Boy Scout neckerchief).

None of the skills I learned are potentially as useful as campfire skills. In the spirit of “safety first” I still remember to clear a safe area around where the campfire is to be constructed. Then there's the back stop, wind break or fire ring issue. It seems every time I need to build a fire, it's windy. Success or failure of getting the fire lit, keeping it lit and having a useful fire once it's burning often hinges on a pile of rocks, sod or carefully stacked logs to shield the wind.

After all, when Scouts are taking their fire-building test, they are issued only two matches. Fear strikes quickly in the heart and mind of a Tenderfoot when the wind blows out the first match before the flame can be transferred to the tinder. With only one chance left, the faulty windbreak must be re-thought and rebuilt.

Other fire making skills were learned as I advanced through the ranks. I was taught how to find dry wood on a rainy day, what sort of wood ignites easier than others, which burns longer or better burns down to cooking coals.

We learned what to do if the wind blew out the second match or they got wet. Dip wooden “strike anywhere” matches in paraffin or melted candle wax to make them waterproof or at least water resistant.

We learned how to feed a fire. “A fledgling fire needs to be fed like a baby,” my scoutmaster explained. Just put the fire to the tiniest toothpicks of twigs, then add larger twigs and dry leaves to expand the flame, proceeding on to ever bigger sticks and limbs. “A burning fire can be fed like a hungry Boy Scout!”

We were taught to tend the fire. The best campfire was one that never burned out. As long as it was going, there was no need to worry about paraffin coated matches or tenderly feeding a baby fire. A blazing fire will dry out and burn all but the most waterlogged wood.

Some of my favorite Boy Scout skills involved making a fire without matches. The easiest way was using flint and steel. We were handed a golf ball sized rock and a five inch chunk of thin, flat steel and told to whack the flint rock with the steel. The trick was to give the flint a glancing blow and when you struck it just right, a spark would fly. That was the easy trick. Trickier was to direct the spark into the tinder such as cattail fuzz, sawdust, the inner bark of a birch tree or some other substance that would easily catch the spark and ignite.

The only tinder that worked consistently for me was fine, steel wool. All I thought of was if I knew I was going to need a fire and remembered to bring along a chunk of flint, a chunk of steel and a wad of steel wool, why did I forget the paraffin-coated matches?

It was more fun starting a fire with a fire drill. Needed materials are a long, perfectly straight stick, a stout length of rawhide cord and a flat piece of wood. If those are handy, the rest is easy. Watch a YouTube video.

On a Canadian fishing trip, we were tasked with catching enough fish for lunch during the morning fish quest. The guide had a box filled with skillets, knives, cooking oil, potatoes and all the rest needed to make our shore lunch, except a camp stove. The fish were to fry and beans to be baked with a campfire.

I set back watching the preparations and waiting to see a master build the cooking fire. First he dragged four or five logs out of the bushes, seemingly any old logs. He didn't look far and wide. Then he piled them on the rocky beach in no apparent pattern. It wasn't a teepee looking thing, or laid crosswise like building a log cabin - just a pile.

Then he walked over to the boat, grabbed the spare outboard gas tank and sloshed some 87 octane on the logs. Setting the fuel tank off to the side, he balled up a paper towel, lit it with a Bic lighter and tossed it on the gas-soaked firewood.

That worked, too.

Explosive La Crosse Bass Fishing

by HOW member Tom Berg

I wasn't quite sure what to expect when Jeremiah Burish from the La Crosse County CVB pulled up in the parking lot of the Radisson hotel in downtown La Crosse to take me bass fishing on the Mississippi River. After all, every view of the Mississippi I had ever had showed a wide, muddy river that was pretty much devoid of visible plant life. Since Jeremiah had told me we would be fishing for largemouth bass with topwater frog lures (bass love aquatic weeds and vegetation), I was slightly uncertain of what was going to happen.

La Crosse is located right on the river, so it was a relatively short ride to the launch area where Jeremiah planned to launch his boat. When we pulled up to the Goose Island Landing boat ramp, my mind was quickly changed about the Mississippi being a muddy waterway without any aquatic vegetation. In fact, vegetation was everywhere! I didn't realize that this area and Goose Island was part of an expansive backwater area of the Mississippi River, and that we were actually in the heart of the La Crosse District of the Upper Mississippi River National Wildlife and Fish Refuge. It was a beautiful area.

As we motored away from the boat ramp, I saw vast expanses of reeds, lily pad beds, cattails, aquatic grass and other vegetation. Millions of tiny, individual duckweed plants floated in bays and areas that were out of the wind, too. I love fishing marshy backwater areas, so this place looked like heaven to me!



Above: Jeremiah Burish lands a feisty Mississippi River smallmouth bass. **Bottom Left:** Burish with a nice river smallmouth taken on a big swimbait. Tom Berg photos.

Jeremiah suggested that we start by casting floating Jackall Kaera frogs in the thicker vegetation and over the duckweed mats. He was sure that hungry largemouth bass were waiting below. I agreed! The plastic frogs looked very lifelike as they skittered across the surface, but after 30 minutes with no action Jeremiah decided to try something different.



We had just drifted over to a large exposed sandbar with some deeper water on one side of it, and Jeremiah quickly tied on a large soft plastic swimbait. He hadn't taken more than a half dozen casts with it when a strong fish slammed his lure! I looked over to see what all the splashing was about, just in time to see Jeremiah haul a chunky smallmouth bass into the boat. I thought we were fishing for largemouth bass!

"There are plenty of smallmouth bass here, too," said Burish. He wasn't joking. I tied on a swimbait and we proceeded to thoroughly fish both sides of the extensive sandbar. Jeremiah is an expert when it comes to fishing the backwaters of the Mississippi, and within a few minutes he hooked another good smallmouth. And another. I think he caught three or four smallies before I caught my first one!

We were having a great time catching and releasing smallmouth bass, but Jeremiah really wanted to show me the topwater bite for largemouth bass. As soon as the smallmouth action slowed, we motored off to a new area that was absolutely choked with vegetation. It looked perfect for largemouth bass!



We had just glided up to a large tangled mass of tree limbs and woody structure where a big tree had fallen into the water, when there was a terrific splash way back in the thickest parts of the tree, almost at the edge of the shoreline where there was a small pocket of duckweed. Jeremiah had deftly flipped his frog right to the back of that pocket, and as soon as it started moving across the duckweed a big bass hit it like a ton of bricks!


Jeremiah set the hook and held on as the bass tried to turn and head back into the thick submerged branches. I wondered how Jeremiah thought he was going to get that fish out of the submerged tree without breaking the line, but even as I contemplated those gloomy thoughts he was able to turn the fish and it came rocketing out of the brush and into open water!

After a few short, surging runs, Jeremiah had the fish up to the side of the boat and he quickly lip-landed it. It was a beautiful largemouth bass, thick and healthy after a long summer of feeding on frogs and minnows in the lush Mississippi backwaters!

If this sounds like fun to you, visit La Crosse, Wisconsin and get in on the hot bass fishing action yourself. Be sure to check out www.explorelacrosse.com for more info.

We both switched back to the floating Kaera frogs and started working the edges of the reeds and duckweed. Jeremiah was the first to connect with a nice largemouth, of course, but it didn't take too long for me to catch a hefty one, too. And then another one. Even though the frog lures were fairly large, the bass really inhaled them. It was not unusual for the entire frog to be lodged in the back of the fish's throat!

As we moved through the quiet backwaters, the beauty of the area really stood out. The dark, still waters reflected against the blue sky and green trees. It was the end of summer, but everything was still lush and green. Bald eagles soared overhead and great blue herons waded the shallows. Small fish dimpled the surface here and there beneath dead trees that had fallen into the water along the shoreline. Surely there were big bass hiding in the shadows of those deadfalls, too.

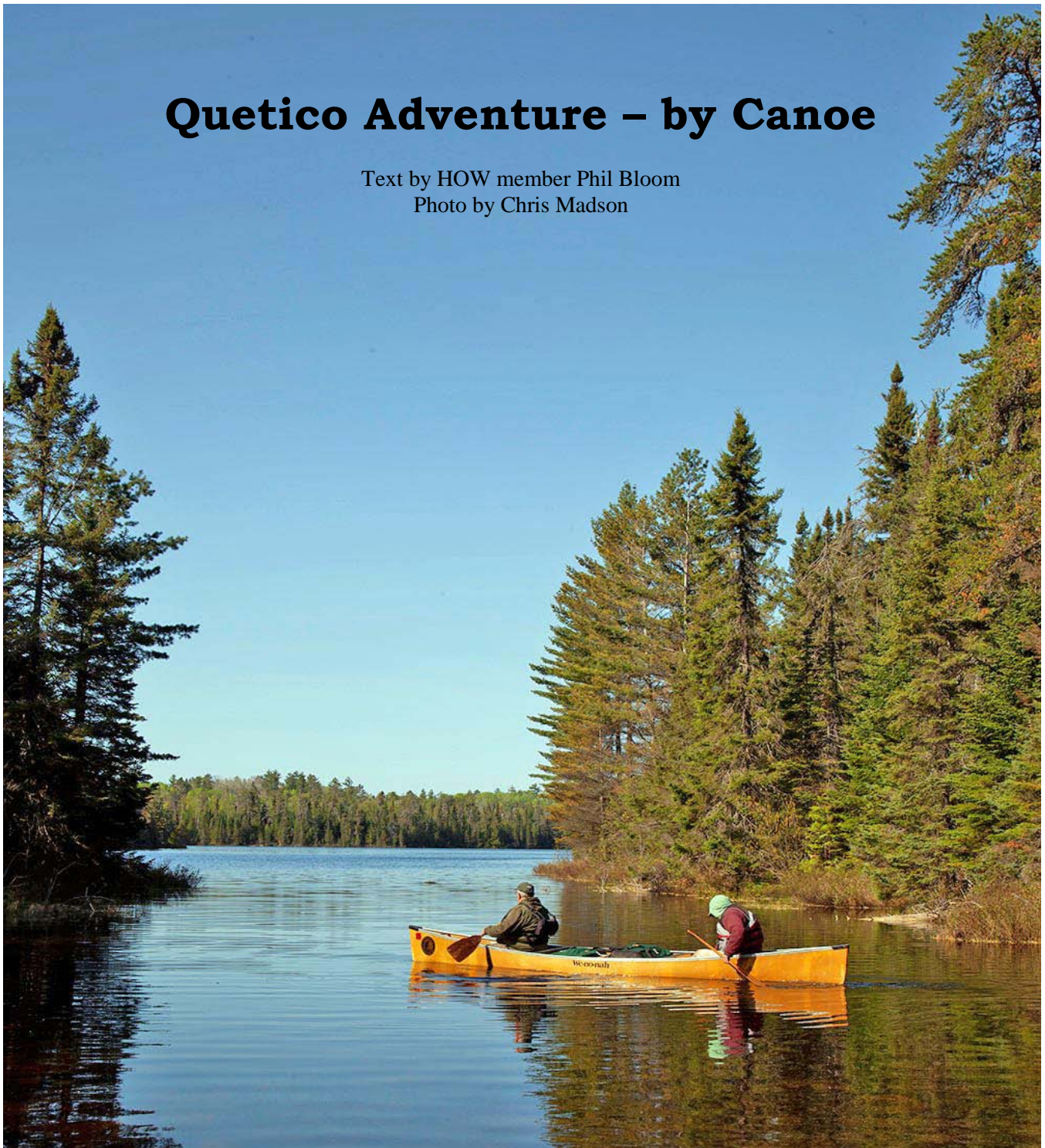


Above: Jeremiah Burish lifts a bragging-sized largemouth bass. **Top:** Tom Berg with a largemouth.

Quetico Adventure – by Canoe

Text by HOW member Phil Bloom

Photo by Chris Madson



My left thumb was getting chewed up by fish. Largemouth bass, to be precise.

It's what happens when you grasp the rasp-like lower jaw of several dozen fish, which is what I was doing on a late May morning on Meadows Lake in Canada's Quetico Provincial Park.

I had ventured into this pristine wilderness with three friends – Tim Mead, Chris Madson, and Mike Quinn. Tim, from North Carolina, and Chris, from Wyoming, are longtime colleagues in the Outdoor Writers Association of America. I met "Quinny" two years ago on a similar trip to Quetico with Tim Mead and Jim Low of Missouri.

(continued next page)

We were two days into an eight-day adventure, and I was hoping a Band-aid and a little salve would keep my increasingly tender thumb in the game.

The itinerary was to paddle for a day, find a suitable campsite, spend two nights there and fish, and then repeat the pattern in a counterclockwise tour that would cover more than a dozen lakes and portages short and long. We saw white-tailed deer, ruffed grouse, trumpeter swans, scat from moose and wolves ... and a whole lot of fish.



Phil Bloom fights a leaping Quetico smallmouth bass. Photo by Tim Mead.

Nearly as much fun as the fish we were catching were the ones that got away. For every two fish brought into the canoe that morning, another one threw the barbless hooks required in Quetico. The fish that didn't free themselves in this manner were released by us.

After a lunch break and brief nap, Tim and I cruised around Meadows Lake for a few more hours. As the afternoon wore on, the fish-catching slowed a bit but was still above average. With perhaps my biggest fish of the day boated, unhooked and released, Tim said, "Keep the next two. We're having fish for supper."

You guessed it. We were jinxed. We tried our best over the next 90 minutes but didn't get the slightest hint of a strike. It was like a magic act – first the fish were there, then they weren't.

Fortunately, Chris and Mike returned to our island campsite with six fish, enough for a tasty meal supplemented by fried potatoes. By design, it was the only fish dinner of the trip, but we didn't go

hungry. Steaks one night. Elk stew another. We had plenty to eat. And we had plenty to see.

Our route took us counterclockwise from the Prairie Portage ranger station into Basswood Lake and then through Burke Lake to Meadows with lengthy and rugged portages in between.

On day 3, we entered Agnes Lake, a nine-mile-long body of water that Tim warned us was always windy. He was right. We paddled through a stiff headwind across five miles of Agnes before portaging into Silence Lake, the first of the S-chain, so-called because of the string of lakes beginning with the letter S.

We spent two days on Silence, where the predominant fish was smallmouth bass, whose interest in topwater lures only served to make my left thumb even more sore. From Silence we portaged and paddled through Sultry, Summer, Shade, South, Sunday, and Burke lakes – a combination of 15 miles – before settling in a northern bay of Basswood Lake for two nights. We spent the last two nights on a small island in Sunday Bay.

Or perhaps not. That's because Tim, who has made more than 30 trips to Quetico in his 81 years and written two books about his experiences, likes to say, "There is no Sunday Bay. If there were a Sunday Bay, there are no fish in Sunday Bay. If there are fish in Sunday Bay, they are small. If there are small fish, they don't bite."

There may be a Sunday Bay. There may be fish there. And it could be they are smallmouth bass weighing four pounds and up.

But you'll have to find out for yourself if it's true.



Right: Phil Bloom and Tim Mead double-check the map for directions to the next lake inside Quetico Provincial Park. Chris Madson photo.

DNR News

Division of Fish & Wildlife

Indiana Department of Natural Resources
402 W. Washington St.
Indianapolis, IN 46204-2748

For immediate release: Sept. 30, 2019

See Endangered Hellbenders at O'Bannon Woods State Park Nature Center

Two live examples of North America's largest salamander, the Eastern hellbender, are now on public exhibit at O'Bannon Woods State Park. The exhibit is in the park's Hickory Hollow Nature Center, thanks to assistance from Corydon-area donors and contributors.

The hellbender is an endangered species that, in Indiana, lives in the wild only in the Blue River in Harrison County. The native hellbender population has greatly decreased in many parts of its range due to loss of habitat and poor water quality; however, a cooperative effort with Purdue University, DNR Fish & Wildlife, U.S. Fish and Wildlife Service, and several zoos located in Indiana and other Midwestern states are leading population restoration efforts of the species.

"The two hellbenders are doing great, eating well and are a little more active than anticipated," said interpretive naturalist Jarrett Manek of the two giant salamanders residing in the nature center. "Mornings are the best. They seem to have adjusted just fine."

Nature center hours are Tuesday through Sunday 10 a.m. to 3 p.m. The nature center is closed on Mondays. Admission to the nature center is free after paying the regular park gate entrance fee of \$7 per in-state vehicle and \$9 per out-of-state vehicle.

Help endangered hellbenders by donating to the Indiana Nongame Wildlife Fund at: www.EndangeredWildlife.IN.gov. Plan your visit to see the hellbenders at: bit.ly/2mtcFkq.



O'Bannon Woods State Park (stateparks.IN.gov/2976.htm) is located at 7234 Old Forest Road SW, Corydon, IN 47112.

HOW contacts:

Jarrett Manek, Bob Sawtelle,
O'Bannon Woods State Park,
phone: 812-738-8234.



Interesting Bird Sightings in the Great Outdoors

We have been asking HOW members to submit photos and reports about interesting or unusual birds that they have seen during their outdoor adventures. The sightings do not have to take place in Indiana; anywhere in the world is fair game. All photos on these pages were submitted by those reporting.

We hope this page will not only interest bird enthusiasts, but all HOW members who enjoy spending time in the great outdoors (i.e. everybody). You may just learn something new, too!

Report from Dave Hoffman:

HOW Board member Dave Hoffman recently set out on a mission to observe and photograph a threatened bird under the Endangered Species Act. Found only in Florida, the **Florida Scrub-Jay** (*Aphelocoma coerulescens*) is primarily found in only six of the state's central counties, and its estimated population is only 4,000 breeding pairs. Preferring a habitat of sand pine and scrub oak, the scrub-jay population has steadily declined for decades due to loss of habitat.



Jays, crows, ravens and magpies are the major members of the Corvidae Family. Corvids, as they are generally called, are highly intelligent, very inquisitive and often exhibit bold behavior. "I would guess that many HOW members have had close encounters with the 'Camp



Robber' Canada jay on trips to the Hoffman. "I figured that a scrub-jay would be much tougher to find."

Guided by a local buddy, their birding adventure began at the Tippecanoe Environmental Park in Port Charlotte where the habitat is managed for scrub-jays. "The park was unusually wet due to recent rains, and we slogged along the trail seeing more mosquitoes than birds of any kind," Hoffman recalled. Like stealth jets, a group of jays arrived and were looking down at the pair from the tops of the scrub oaks, and were close enough to photograph. After checking the guys out, four or five jays swooped down to nearby bushes and the ground just a few feet away. "As my partner was taking photos," exclaimed Hoffman, "an inquisitive scrub-jay suddenly landed right on top his head, and for a split-second I wondered which one was the threatened species!"





Interesting Bird Sightings in the Great Outdoors

Report from Tom Berg:

HOW Executive Director Tom Berg spent some time in northwestern Wisconsin earlier this summer, and when he is not fishing he is always on the lookout for interesting birds. Sometimes he combines the two activities! He was not disappointed while fishing on Red Cedar Lake one morning, as there were suddenly several birds chattering and squawking in the nearby shoreline trees. The birds were making so much noise that Berg took notice and pulled out his camera with the long lens.

"I could not quite distinguish what species of birds they were as they flitted back and forth in the trees," said Berg. "They were pretty far away and their whistling call didn't sound like anything I had heard before. There were three or four of these birds up near the tops of the shoreline trees, and they were so vocal I couldn't look away! I shot several long-distance photos, hoping one would be clear enough to identify the bird later when I downloaded the photos." This was the best shot (photo at right), and Berg was able to identify the mystery bird as a **Great Crested Flycatcher** (*Myiarchus crinitus*).



These flycatchers have a bright yellow belly, a grayish-white throat and upper chest and a brownish-gray head. Surprisingly, the crest on top of their head is usually not very noticeable. Their wings are brown and the underside of their tail is a brighter rufous-brown color.

Great crested flycatchers are cavity nesting birds, so they seek out dead trees or trees with natural holes or cavities in them. One interesting thing about their nests is that they often weave shed snakeskins into their nests, along with the normal leaves, twigs, grass, feathers and moss.

Berg also saw another interesting group of birds on his trip to the Northwoods – this time it was a mother **Common Merganser** (*Mergus merganser*) along with her six chicks. Berg dropped his fishing rod and picked up his camera when these ducks paddled along. He took several photos, including this one that showed one of the babies stretching its tiny wings. "This chick thought it could fly – if only for a few seconds," quipped Berg.



Did you take an interesting bird photo while exploring afield recently?

HOW members are encouraged to send their interesting bird photos to newsletter editor Tom Berg (thomas.berg@comcast.net) for use in future editions of the "Interesting Bird Sightings" page. It does not need to be a rare bird. Your fellow HOW members would love to see your bird pictures.

Hunting with a Henry

by HOW member Tom Berg

There is just something about lever-action rifles that stirs my soul. I like the way they look. I like the way they feel, too. I especially like the smooth action when you cycle the lever and chamber another round. Maybe it's due to the fact that I grew up watching westerns on television – westerns starring John Wayne, Clint Eastwood, Chuck Connors, Kirk Douglas, Jimmy Stewart, Gary Cooper and others. Sure, not all of them carried lever-action rifles, but many of them did. John Wayne certainly did, and I always thought he was the greatest western actor of all time. Who didn't want to be a cowboy like John Wayne?

When I started hunting deer several years ago, I used a shotgun with a slug barrel. But what I really wanted to do was hunt deer with a lever action rifle. Sure, Indiana allowed rifles for deer hunting as long as you used handgun ammunition, like the .44 caliber (for example). But I wanted to use something with more power. So when Indiana changed the deer hunting regulations three years ago to allow higher powered rifles like the .30-30, .308 and others, I was interested.

I knew that Henry Repeating Arms makes a wide variety of lever-action rifles, and I also knew I wanted to hunt deer with a Henry. Enter the Henry Long Ranger rifle. The Henry Long Ranger is available chambered in .223 Rem, .243 Win, .308 Win and 6.5 Creedmoor, and it was custom made for shooting longer distances. I decided the .308 caliber was perfect for me. I don't hunt in close, dense woodlands. I hunt private farm land, where fairly long shots over harvested corn fields or bean fields are normal.

When I received my Henry Long Ranger, I was happy with the overall look and feel of the gun. At seven pounds, it has just the right heft. The lever action operation is very smooth and effortless, too, which is important when hunting and concentrating on your target. The machined and chromed steel bolt extends out as it cocks the exposed hammer in one smooth operation, and the next round is delivered from the detachable flush-mounted magazine. The release button for the magazine is also flush, so it looks good.

Safety is always an important issue, and it's nice that the Long Ranger incorporates an in-hammer sliding transfer bar as a safety instead of a manual safety button that can be hard to operate while wearing gloves in cold weather. The transfer bar will not allow the rifle to fire unless the trigger is pulled, even if the hammer accidentally falls.

The exposed hammer has a serrated edge, which makes it easier to cock the hammer or lower the hammer as needed.

Mounting a good scope on the rifle is easy since it comes pre-drilled and tapped for optics. I mounted a Hawke Endurance 3-9X40 riflescope on the gun and it has performed flawlessly. Other features include swivel studs for attaching a rifle sling, and a solid black rubber recoil pad for both recoil control and non-slip anchoring on the shoulder. After a day



at the range, I knew the recoil pad did its job because my shoulder was not sore!

The accuracy of the Long Ranger is excellent. Henry advertises the Long Ranger as “*bolt action performance with the speed of a lever action*”, and it is very true. I sighted-in the rifle with the Hawke scope at 100 yards using Winchester Super X 180-gr. Power-Point ammunition and the groupings were impressive. Even with very windy conditions the groupings were within two inches, which ultimately translates into venison in the freezer.

The Henry Long Ranger is also a great-looking rifle. The two-piece American walnut stock is beautiful, with its detailed laser-cut checkering on the forearm and the shoulder stock. Besides looking good, the checkering provides an excellent grip for more stable shooting.



Overall, the Henry Long Ranger is an excellent rifle that is perfect for deer hunting. According to the Henry website: “*From coyote to whitetail to bear, the new Long Ranger is a logical evolution in lever action technology.*” I couldn’t agree more.

HOW members who are interested in learning more about the Long Ranger or any of the other fine rifles made by Henry can contact Dan Clayton-Luce at Henry Repeating Arms (email: dan@henryusa.com). For more info, be sure to visit www.henryusa.com.

Above: The Henry Long Ranger is ready-made for mounting optics for hunting. You can also see how the bolt extends back to cock the hammer as the lever is operated. **Right:** Tom Berg with a button buck that he took with the Long Ranger last fall. This year he hopes the Henry will help him harvest a mature antlered buck.



HOW Member News

Schoonveld and Friends Try “Far North” Fishing

HOW President Mike Schoonveld took some time out from Indiana’s Lake Michigan fishing for a return trip to the Little Jackfish River which flows into Lake Nipigon in northern Ontario. It’s a rugged drive, almost 1,000 miles, with the last two hours being on logging roads mostly used in the winter. Then it’s an 18 mile trip by water to the actual river. Here’s what Mike wrote:

“Walleyes are thick in the Little Jackfish. Actually, they seem to coat the bottom of the river. I would guess a guy could catch a couple hundred walleyes a day (or more) if he wished. Most are 20 inches, give or take. Our biggest for the week was 28 inches long. We also saw moose, bear, grouse, beaver, pelicans and other wildlife including eagles and peregrine falcons.”

“Our home for the week was a houseboat anchored a mile or so upstream from the lake and the menu consisted of walleye. Period. In Ontario, the daily and possession limit is the same, so if you want to keep a fish on Tuesday you had to eat all you caught on Monday. We managed to stay legal by eating fried walleye, smoked



walleye and grilled walleye, as well as poached, steamed and baked walleye. One morning we had walleye and eggs for breakfast and one evening during happy hour we had walleye ceviche.”

“Surprisingly, most of our group enjoyed the grilled walleye better than all the other methods. I left the skin on the fillet, rubbed a small amount of olive oil on the meat side of the fillet and then sprinkled the fish with seasoned salt and pepper, paprika and dried

chives. The fillet was placed directly on the grate of the grill, skin side down and the cover placed on the grill. These were 20-inch fish and cooking them on this grill to perfection took exactly nine minutes. A spatula was used to lift the cooked meat off the skin onto the serving platter. The cooked skin was served to waiting gulls and pelicans just off the side of the house boat. It was a fun trip!”

If a trip like this interests you, take a few minutes to visit www.bigfishontario.com for more information.

Maxwell Goes Fishing in Hawaii, Only Catches One Fish

In early October, HOW past-president John Maxwell was a tag-along addition on his wife DeAnne's business trip to Honolulu, Hawaii. Maxwell had a few days to kill before she was done working, so he decided to book a half-day fishing charter one morning.

At 5:45 a.m. the next morning, Maxwell and five boatmates headed west out of Kewalo Basin Harbor aboard the *Playin Hooky* charter fishing boat. The first mate began setting out lines tipped with wire leaders and 12-inch plastic squids as the boat left the harbor, and the Pacific Ocean's depth immediately dropped like a rock to 1,000 feet deep.

"We were skipping big soft-body squid baits on the water's surface behind the boat, trolling at eight knots, as the sun rose over Diamond Head on the island of Oahu," Maxwell said. "The setting was gorgeous, and we had high hopes as the steady engine pushed us into the first big-water swells."

"The captain was looking for marlin, mahi-mahi or big tuna. We had two hits on the same line during the two-hour outbound troll. We tried to maneuver toward flocks of sea-going birds feeding on fish whenever we could, and we would sometimes see billfish swatting at the plastic squids with their long 'swords', but we had no hookups."

On the way back, however, Maxwell had an unmistakable reel-screaming hookup on his rod. The heavy-duty rod was clamped to an oversized Penn trolling reel, and Maxwell held on for dear life.



"The big super-charged marlin nearly spooled me, zipping off 1,300 yards of 130-pound-test line on the first run," recalled Maxwell. "After some yelling and commotion we soon had the other lines cleared from the back of the boat. Then the captain pounded forward the throttle and shot the boat after the fish to gain back some line."

After a couple more smaller runs, the fish sounded to nearly 600 feet down. After that it was just a lot of reeling-down-and-lifting-up, as Maxwell described the tussle. "My legs were wobbly for quite a while after getting the fish to the stern. It took thirty minutes of working the fish, which weighed 175 pounds, before it finally gave up. It was unbelievably strong."

It was only one fish, but **WHAT A FISH!**



Above: John Maxwell with the 175 pound blue marlin he boated off Honolulu, Hawaii. **Left:** The sun rises over Diamond Head, an extinct volcano, as the fishing boat trolls off the island of Oahu's Waikiki Beach.

Alan Garbers Experiences His First Book-Signing

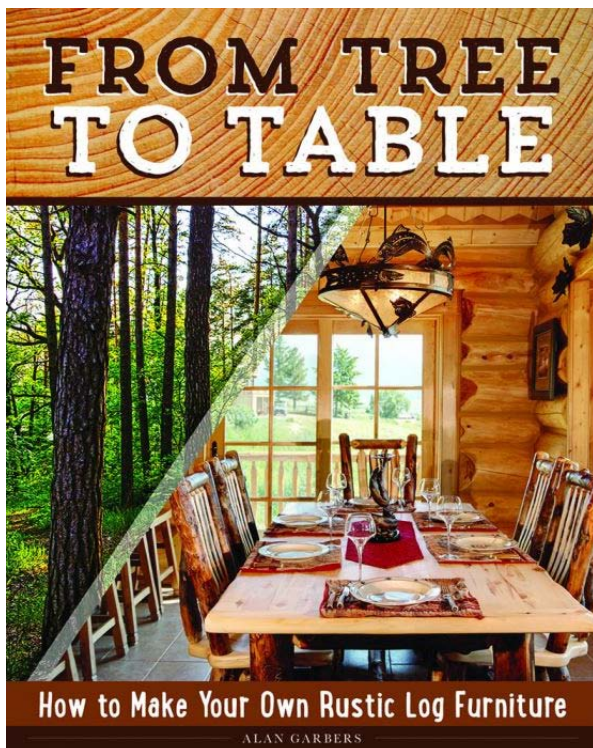
HOW Past President Alan Garbers was recently contacted about having his first book signing for his new book *From Tree to Table: How to Make Your Own Rustic Log Furniture*. He was scheduled to be present at the Rockler Woodworking store in Castleton in late-August for the store's Customer Appreciation night. Here is what he had to say about the event:

"There I was, finally in the spotlight! In reality, it was an LED shoplight demonstration. But I was at a major woodworking retailer (Rockler) in a large target metropolitan area (Indianapolis) talking to all three of my admiring fans on the fine points of how to make log furniture. I was seriously wondering if the ten copies of my book Rockler had ordered for the book signing event were going to be enough when the throngs of excited woodworkers realized who was in their midst."

"They asked questions, and with staccato-like precision I answered them. Some I was ready for and others, not so much. What was the best type of tenon cutter? Nailed it. What wood was best for table legs? Got it. When was the raffle? Huh? Where was the food table? What? Was I giving away my tools I had displayed? No, I exclaimed as I hid them under the table! And then it was over. After driving two hours through rush hour traffic and road construction and standing at a table trying to catch the freebie-glazed stare of



Above: Alan Garbers autographs his book for a customer at Rockler's Customer Appreciation Night in Castleton. **Below:** This is what it looks like to see your book for sale in a store... Photos by Dianna Garbers.



cookie munching, coffee slurping patrons I had sold and autographed exactly one book. One book which netted me 94 cents royalty. After taxes I was going to get 63 cents."

"As we drove home through the remnants of traffic and road construction I basked in the glory. I had signed a book - bought at a store that had them for sale - for anyone to buy - and the person wasn't a relative or a Facebook friend! How awesome is that?!"



Phil Seng Braves the Frigid Arctic Plunge

HOW member Phil Seng from northern Indiana recently made another trip to Alaska, and while there he did something that most of us will never do. Here is what he had to say about it:

“Earlier this summer I was able to check another item off of my bucket list,” he said. “My wife Laura and I were on vacation in Alaska (our third time there – we can’t get enough of that amazing state). Our primary reason for going this time was to see the two northernmost and most remote national parks: Gates of the Arctic National Park and Kobuk Valley National Park. These parks can only be accessed by float plane or boat, and they were spectacular, as advertised.”

“We went flightseeing in a float plane for six hours without seeing a single road, car, boat or plane,” Seng continued. “Amazing. And while we were already so far north (our lodge was 30 miles north of the Arctic Circle), I convinced Laura to take a day trip with me up to Utqiadvik (formerly Barrow), which is the furthest north human outpost in continental North America, right on the shores of the Arctic Ocean.”

“Many years ago I read an article about a guy who traveled up there to do a “Polar Bear Plunge” into the Arctic Ocean. For some reason, it stuck with me and I put it on my bucket list. Well, it all actually happened. On July 3rd the water temperature was only 34 degrees, and there was still ice on the lakes just inshore from the coast. The two other couples in our group just put their fingers in the water. Laura was bold enough to wade a little. I figured I could not go that far north and not get the full experience, so I just ran as hard as I could so there would be no turning back. Wow! The shock of the cold water just sucks the air right out of you. The natives just laughed at the crazy “southerner.” But I’m really glad I did it.”

Here is the video evidence that Seng actually did it! Check out the link below to see him take the plunge. And if you turn up your speaker volume, you’ll hear what he says about the water as he quickly comes back ashore.

<https://drive.google.com/open?id=14H4TgeSBxhvEcxpBGMbY4bVEkHOg0Gm->



Above: Phil Seng gives the “thumbs-up” sign on the shores of the Arctic Ocean after taking the Polar Plunge. **Left:** Laura Seng wades out past her ankles, and smiles since she knows she isn’t going any deeper!

Troy McCormick Harvests First Pronghorn in Wyoming

HOW Past President Troy McCormick loves traveling to different parts of the world for hunting and fishing adventures, but that doesn't mean he won't travel to different parts of the USA to find adventure, too. Earlier this fall McCormick made a trip to Wyoming to hunt the fastest land mammal in the western hemisphere – the pronghorn. Although most people call them “pronghorn antelope” and they resemble some African antelope, these animals are not antelope at all. Their closest living relatives are actually giraffes and okapi.

McCormick had high hopes for a successful hunt when he arrived in Wyoming, and although temperatures dropped to below freezing, it did not dampen his spirits. “It was opening day (October 1) of the pronghorn season,” recalled McCormick, “and an unexpected half-inch of snow had fallen during the night. It was my first time hunting pronghorn and I had been looking forward to the hunt ever since being notified that I had drawn a tag.”

“I met my guide, Rick, last year on a Wyoming pheasant hunt and I mentioned that I had always wanted to hunt pronghorn. They were everywhere I looked, too. It turns out there are more pronghorn in Wyoming than all the rest of the western states combined. In fact, there are more pronghorn than people in Wyoming!”



“Rick assured me there wouldn't be any problem in my getting a tag filled as he had access to a 3,500 acre private ranch that held a lot of animals. And to his credit he was right. When we arrived at the property there

were three pronghorn bucks on the ridge, including one that looked like a trophy. I passed on those three and another before picking a big buck with three does out on the grasslands.”



Above: Troy McCormick poses with his trophy Wyoming pronghorn.

Above Right: “Someone told me pronghorn couldn't jump fences and had to go under or around them. After today I'd have to argue that point,” said McCormick. Photos courtesy of Troy McCormick.

“I was carrying a fairly new Henry lever action rifle, the model appropriately named the Long Ranger, in a .308 caliber and I was zeroed in at 200 yards. Everything I had heard about hunting pronghorn was that you had to shoot long distances. However, we encountered my buck after cresting a small ridge and found him and his three lady friends in a bowl-shaped ravine, out of the blowing, cold wind.”

“I checked the range and he was only 60 yards away. With the squeeze of my trigger he dropped into the snow-covered sage without a second thought. My hunt was over in 45 minutes and I couldn't have been

happier. His horns taped out at 15 inches and I was thrilled with my first pronghorn!”

Phil Seng is the NEW HOW Liaison to the TIP Board

The Hoosier Outdoor Writers has worked closely with the Turn-in-a-Poacher (TIP) Board for many years (decades, actually). HOW member Brent Wheat has been the official HOW liaison to the TIP Board ever since Jack Spaulding retired from the position and handed over the reins to him. However, in mid-September Wheat made the decision to resign from the TIP Board.

Since becoming Editor-in-Chief of GUNS Magazine more than a year ago, his time is at a premium. “My job responsibilities and travel at FMG Publications have increased to the point I just can't justify remaining on the board,” said Wheat. Luckily, HOW member Phil Seng is also on the TIP Board, and he has agreed to be the new HOW liaison to the group. Thank you, Phil, for agreeing to fill this important role!



Tom Berg Visits Trempealeau, Finds Giant Catfish

HOW Executive Director Tom Berg and his wife Lori visited western Wisconsin at the end of summer, and one of the places they stopped was the small town of Trempealeau – right on the eastern bank of the Mississippi River. They had just spent a good part of the day at the nearby 6,000+ acre Trempealeau National Wildlife Refuge, and on the way back to Indiana they drove through this interesting small town.

Right on the edge of town they passed a very large display at the side of the road – in the shape of a giant channel catfish! Berg made a quick U-turn and stopped the car right in front of the display. Of course, he also had to get out and get a photo of it! Better yet, he got a photo WITH it!



Tom Berg checks out the giant channel catfish at the “Welcome to Trempealeau” Wisconsin sign. As you can see, it not only welcomes visitors to the town, but it also advertises the upcoming “**Catfish Days**” celebration which will take place in July of 2020. Obviously, they take their catfish seriously here! Photo by Lori Berg.

Alan and Dianna Garbers Head West

HOW Past President Alan Garbers and his wife (and fellow HOW member) Dianna are off on another adventure, and this time it will be a permanent adventure! They are selling their property in Martinsville, Indiana and moving to Arizona.

“It was love at first sight for both of us when we found our dream home,” said Alan. “The planning and dreaming had started almost a decade ago. Dianna and I knew we wanted to move back out west but *where* was the question. We had lived in southwestern Colorado and in north-central Arizona, so both places felt like home and both had features the other location didn’t. Vacation after vacation; 2012, 2014, 2016, 2017, 2018 and 2019 were spent surveying the land.”

“The problem was we needed a location that could support my employment with Johnson Controls. That opportunity came along this spring with a job offer to work in Prescott, AZ. We have lived and worked in Prescott in the 1980s and early 1990s, so in many ways it was like coming home. Yes, many of the wild places are now housing subdivisions, but Prescott is still Prescott and it doesn’t take long to get out in the sticks if you know where to go. You can still buy a pizza and drive to Copper Basin Overlook before the pizza gets cold. And who cares if the pizza is cold? You’re at Copper Basin Overlook, for gosh sakes!”



Top: A beautiful view of the mountains. **Above:** Trees and shrubs around the house. **Below Right:** Wild javelinas (also called peccaries) out back. Photos by Alan and Dianna Garbers.

“Dianna started the search for a perfect home. We wanted something rural, like we have now. We wanted wildlife in our backyard, like we do now. We wanted something we could enjoy until the end of our days and we succeeded.”

“Our new home is on eleven acres bordering the Prescott National Forest. Deer, javelina, jack rabbits, cottontails, quail, owls and mountain lions all come into the watering station in the back yard. The Prescott square is 30 minutes from our door. We truly have 360 degree views of the Arizona mountains. The Grand Canyon is two hours away. Sedona is 90 minutes. Jerome is 60 minutes. We will pass herds of antelope going to work. Elk are just a few miles away and may even make use of our water station. We can go fishing at a dozen mountain lakes or pan for gold. Historic Rote 66 is

just north of us and scenic Highway 89 is our main street. The Old West still lives in Prescott and the surrounding area with locations like Bloody Basin, Skull Valley, and Horsethief Basin. Within an hour or so from our doorstep we can be in the Sonoran Desert or in high alpine meadows.”

“If it sounds like we’re excited, we are. We have already spent a week in our new home and it was surreal. It was like finding that favorite pair of jeans in the back of the closet and they still fit. The only thing that broke the spell was the train ride back to Indiana. By the time you read this we may already be home permanently. So, if you decide to come visit, I have one thing to say. Say *Prescott*, like *biscuit* and you’ll fit right in.”



Mike Schoonveld Scores First Place In NWF Writing Contest with Asian Carp Article

The National Wildlife Federation recently held a contest to encourage journalists to write about the potential for Asian Carp to spread into the Great Lakes from the Mississippi River watershed. Four species of Asian carp have a firm foothold in the Mississippi, but so far they haven't found their way into the Great Lakes or beyond. The NWF and other groups are doing what they can to keep them out of the Great Lakes where they could spread and cause irreparable problems in the future.



National Wildlife Federation Communications Coordinator Drew Youngedyke (L) presents Mike Schoonveld (R) with a check, certificate and a new fishing hat for winning first place in the NWF's "Stop Asian Carp" Writing Contest.

Mike Schoonveld's Great Lakes Logbook column, entitled "The Real Threat of Asian Carp" was awarded first place in the NWF contest. It was published August 30th in *Michigan Outdoor News*.

Writers from around the country submitted entries and the winners were announced at the recent conference of the Association of Great Lakes Outdoor Writers (AGLOW) in LaCrosse, Wisconsin. Schoonveld's winning entry came with a \$500 check and a certificate of achievement. Congrats, Mike!

HOW Members Win AGLOW AIC Awards

The AGLOW Awards in Craft ceremony was held during the 63rd annual meeting of the Association of Great Lakes Outdoor Writers in La Crosse, Wisconsin on September 17, 2019. AGLOW's best of the best in the outdoor communications industry were recognized for their outstanding work, and some of our very own HOW members were among the winners. Congrats to the winners! Here are their names and the contest details:

Best of Newspaper/Fishing

3rd Place – Mike Schoonveld

Fishing for Drama Kings

Best Book

2nd Place – Alan Garbers

From Tree to Table

Congratulations!

Best of Electronic Media – Podcast / Hunting

3rd Place – Brandon Butler

Share the Harvest

Best of Electronic Media – Podcast / Open

2nd Place – Brandon Butler

American Roots with Alex Rutledge

Best of Electronic Media – Blog / Hunting

3rd Place – Brandon Butler

Hunting with my Grandfather's Rifle

Unusual Nature Photos from the Hoosier Outdoors

Sponsored by B'n'M Fishing Poles

The Logperch Uses Tiger-Like Coloring for Camouflage



Close-up



Original



The “What is it?” photo from the last issue was a bit tougher than usual, but it was correctly identified by a total of seven (7) HOW members. Mike Berg, Richard Hines, Troy McCormick, Phil Seng, Bill Keaton, John Maxwell

and Mike Schoonveld all identified it. When we drew a name at random for the **Howard Leight** electronic earmuffs, Richard Hines was the winner. Congrats, Richard! We’ll make sure the prize is sent to you.

As you can see in the photo above, the mystery creature for this issue was a Common Logperch (*Percina caprodes*). Several species of logperch exist in North America, but the common logperch is the one that lives here in Indiana. The common logperch is actually a darter species, but they have a striped “tiger-like” color pattern that is different than all other darters. This helps camouflage them from predators. They have a conical head and snout which helps them turn over small stones while foraging for food. They prefer clear-water streams and creeks, but they also inhabit clear lakes.

The common logperch is a benthic fish species, which means it lives and spends most of its time on the bottom. Its diet consists of aquatic invertebrates such as copepods (very tiny crustaceans), aquatic insects, aquatic worms and tiny snails. Logperch are an important part of the food chain of rivers and lakes, as they are prey for larger fish and many water birds.




For this issue, HOW Supporting Member **B'n'M Poles** will donate a nice prize for the HOW member that guesses the right answer to this issue’s “What Is It?” question. This time the prize will be a premium 6-foot rod and reel combo from B'n'M Poles, the #1 crappie pole company in the world. See below for more info.

Berg Poses Another Nature Photo “What Is It?” Question

Tom Berg has posed another Nature Photo mystery. The photo shown at right is part of a close-up of a creature that lives right here in Indiana. It is found throughout the state, and you might even see it in your back yard. Have you ever seen a color pattern like this?

This creature may be easy for some people to identify and harder for others, but we’ll see. Do you know of any Hoosier creatures that look like this? As usual, you will have to identify the exact species. If you think it’s a species of frog, for example, go ahead and guess “leopard frog” (of course, it’s not a frog). But if you think you know the answer, send an email to thomas.berg@comcast.net. If you are right, you will be eligible for this issue’s prize.



As mentioned above, **B'n'M Poles** will donate a Buck’s Graphite Spinning Combo for the HOW member who guesses correctly for this issue’s “What Is It?” nature question. Visit www.bnmpoles.com to see their extensive line of fishing pole products, including their legendary crappie poles and new catfish poles. If multiple people guess correctly for this contest, we’ll draw a winner at random from the correct entries. All nature photos by Tom Berg.

HOW Supporting Member News

These pages are devoted to the loyal supporting members of the Hoosier Outdoor Writers. Brief descriptions of new products, award-winning products and press releases are listed here. HOW members interested in reading more can visit the supporting member websites or call or email the company contact for more information.

Renfro Productions Acquires Popular Cincinnati Consumer Shows from Hart Productions

Family-run Indianapolis company to leverage 66 years of experience to improve the Cincinnati Travel, Sports & Boat Show and Cincinnati Golf Show for the benefit of exhibitors and attendees.

Indianapolis, IN: September 16, 2019 – Renfro Productions, Inc. of Indianapolis and Hart Productions, Inc. of Cincinnati share a pioneering history of outdoors promotions. These family-owned businesses have owned, operated and promoted two of the nation's largest, oldest and most successful outdoor sports consumer shows since the 1950's. Today, the two companies announce an agreement that will transfer ownership and future operation of the [Cincinnati Travel, Sports & Boat Show](#) and the [Cincinnati Golf Show](#) from Hart Productions to Renfro Productions.



Renfro Productions produces several popular consumer tradeshow in Indianapolis, the largest of which, [The Ford Indianapolis Boat, Sport, and Travel Show](#), has delighted Indiana's outdoor enthusiasts for nearly 66 years. Since its humble beginnings in 1953, the Ford Indianapolis Boat, Sport and Travel Show has evolved to become the largest outdoor show of its kind in the nation.

“We are excited and honored to take the reins of such a long-standing and successful show from the Hart Family,” says Renfro Productions President, Kevin Renfro. “We have a second generation business just like Chip and Victoria (Hart),” adds Renfro, who remembers visiting the Cincinnati show with his Dad and company founder, Harry Renfro, when he was young. “Chip and I have always had an excellent relationship over the years...not only talking shop, but talking about our latest hunting and fishing trips, too. We both grew up in a business that took our families all across the country and Canada. From a very early age, we both understood the passions of those who love the great outdoors. That understanding translated into producing quality consumer shows for our attendees, both in Indianapolis and in Cincinnati.”

Hart Productions has owned and produced the Cincinnati Travel, Sports & Boat Show since the late 50's. Created by Robert S. “Bob” Hart, Jr. and originally held at the Cincinnati Gardens, the show was moved in 1967 to the Cincinnati Convention & Exposition Center downtown (now the Duke Energy Convention Center), where it has resided ever since. It has been Cincinnati's only Boat Show for over six decades, introducing generations of families and vendors to the exciting world of boating, travel, and the outdoors.

Harry Renfro was already 3-4 years underway with the Indianapolis Boat, Sport & Travel Show at the Indiana State Fairgrounds. “I recall going to Indy to see their show when I was a kid, and Harry and his kids coming here to visit, too,” recounts Chip Hart. As family businesses in a new and expanding industry, we became very tightly knit with the Renfro Family and shared a great deal of camaraderie,” he adds. “There was a tremendous amount of mutual respect and admiration.”

“We’ve been extremely fortunate and have weathered national and international events, wars, economic instability, lifestyle changes, the advent of a myriad of new media forms and the Internet,” Hart says of the barrage of changes that have impacted his industry and business over the years. “It’s been a great run. We have been able to entertain outdoors-loving people from around Greater Cincinnati while generating tremendous commerce opportunities for hundreds of local businesses like marine dealers, marinas and retail and service operations serving the outdoors.”

(continued next page)

HOW Supporting Member News

But the best part for Chip and Victoria has always been the people. “It’s always been rewarding to walk the show floor and run into people that began going to the Cincinnati Gardens as kids with their parents and then continued to return with their own kids and grandkids,” Chip says.

Renfro says he and his associates are looking forward to building on the strong foundation the Hart Family has established with both of the Cincinnati shows. “With all its beautiful and amazing natural resources, Ohio has incredible recreational opportunities, and we know Ohioans are serious about the outdoors,” Renfro says. “The best way to showcase what Ohio and the rest of North America have to offer is to bring in exhibitors who represent all aspects of outdoor recreation. But it doesn’t stop there. We plan to make exciting programming changes that establish the Cincinnati shows as an annual gathering place for passionate attendees. We’ll continue to build on the most popular and successful aspects of each show, while placing increased emphasis on greatly expanding on the hunting and fishing aspects of the Cincinnati Travel, Sports & Boat Show. We will be announcing exciting new additions to the show going into the 2021 show season, and will begin contacting existing and new exhibitors very soon.”

“Our decision to transfer ownership to Renfro Productions was not at all taken lightly,” Hart says. “We firmly believe that with their experience, talents, contacts, and ability to drive qualified attendees, the Cincinnati Shows can grow well beyond their current range. Renfro Productions was the perfect choice given their historical association with us and the industry. The phenomenal success of their similar event in Indianapolis and their Midwest knowledge of the business, industries and visitors made perfect sense. Second generation President, Kevin Renfro, and Vice President, Mark Kaley, have always shared similar visions. We welcome them to Cincinnati and are excited for our show exhibitors and attendees, who are the beneficiaries of this transaction.”

The 63rd Annual Cincinnati Travel, Sports & Boat Show will take place January 17-19 and 22-26, 2020 at the Duke Energy Convention Center. The 25th Annual Cincinnati Golf Show is scheduled to take place January 17-19, 2020 at the Duke Energy Convention Center.

About Renfro Productions

The Renfro family has been helping outdoor families and enthusiasts to connect with outdoors industry professionals, the best gear, destinations, information, and improve the quality of their outdoor recreational experiences for over 60 years. Renfro Productions produces and organizes several highly popular and well-attended sports-and recreation-enthusiast consumer shows each year, including the nation’s largest sport show, the Ford Indianapolis Boat, Sport and Travel Show.

Media Contacts:

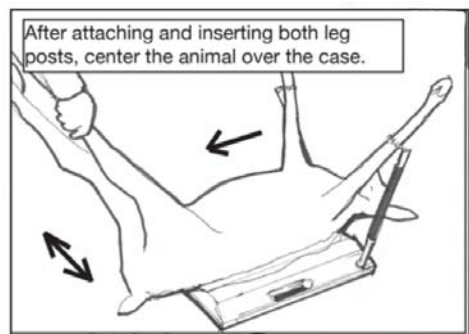
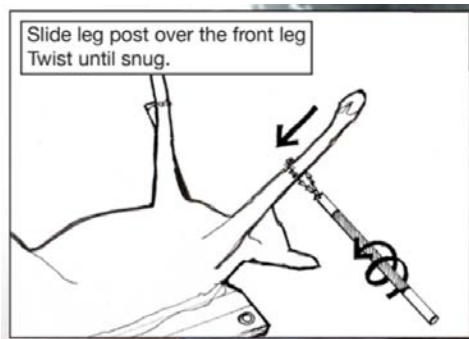
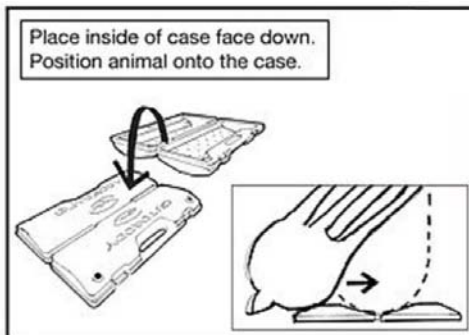
For more information, HOW members should contact Todd Jameson (tjameson@renfroproductions.com, phone: 765-400-5007) or Kevin Renfro (kevin@renfroproductions.com, phone: 765-641-7712) or visit www.renfroproductions.com.



HOW Supporting Member News

Dark Moon Hunting's GUTDADDY Kit Helps Deer Hunters Process Game Safer and Easier

Durango, CO: Pat Palmer, inventor of the GUTDADDY, and CEO of Dark Moon Hunting, grew up in West Texas with a deep love and respect for nature and hunting that started at a very young age, thanks in great part to his father's tutelage. As the years passed, his passion and reverence for nature and hunting has grown. For the last 30 years Pat has lived in beautiful Durango, Colorado; headquarters for Dark Moon Hunting and the GUTDADDY.



His inspiration for the GUTDADDY came from his desire to share this experience with more people, new hunters, seasoned hunters and those who enjoy hunting alone. This apparatus makes the process of field dressing large game safer, easier and cleaner. He would love nothing more than for the GUTDADDY to revolutionize hunting and enhance the experience for generations to come. This patented product will change the way you feel about gutting your animal, while making the process much faster.



The GUTDADDY features quick and easy setup, even if you are working alone. The case allows you to position your game animal (deer, hog, etc) on it perfectly for faster, safer and cleaner processing. It makes field dressing your animal a convenient one-person job which can be done in just minutes! "It's like having three extra arms!"


This compact all in one kit has the RealTree™ edge. It was thoughtfully designed with everything from well-placed posts to secure the animal's legs in an ideal gutting position, to rib hooks and a set of deluxe knives that includes a skinning knife, gutting knife, and bone saw; all secured in a durable scabbard.

Try it out, and if you are not 100% satisfied, return it for a full refund.

The GUTDADDY case itself is proudly made and assembled in the USA, too!

HOW members who are interested in finding out more about the GUTDADDY can contact Karla Miller at Dark Moon Hunting via email (gutdaddyinfo@gmail.com) or by phone at 888-246-7381.

For more info or to view the videos on their website, go to www.gutdaddy.com.



HOW's Supporting Member Websites

Al's Goldfish Lure Co. - www.alsgoldfish.com
Alps Brands - www.alpsbrands.com
Aquateko International - www.aquateko.com
Arctic Ice - www.arctic-ice.com
Arcus Hunting - www.arcushunting.com
B'n'M Pole Company - www.bnmpoles.com
Backwoodsman Magazine - www.backwoodsmanmag.com
Balsax Fishing Lines - www.balsax.com
Bass Pro Shops - www.basspro.com
Battenfeld Technologies - www.battenfeldtechnologies.com
Bill Lewis Lures - www.rat-l-trap.com
Birchwood Casey - www.birchwoodcasey.com
Black River Tools - www.blackrivertools.com
BPI Outdoors - www.BPIoutdoors.com
BoatUS - www.boatus.com
BOLT Locks - www.boltlock.com
Buck Knives - www.buckknives.com
Bucket Grip - www.bucketgrip.com
Caldwell - www.btibrands.com
Camp Chef - www.campchef.com
Cauldren - www.cauldren.com
Celox Medical - www.celoxmedical.com
Church Tackle Company - www.churchtackle.com
Cocoons Eyewear - www.cocoonseyewear.com
Costa Sunglasses - www.costadelmar.com
Cotton Carrier - www.cottoncarrier.com
Daisy Outdoor Products - www.daisy.com
Danner Boots - www.danner.com
Dark Moon Hunting - www.gutdaddy.com
DJ Illinois River Valley Calls - www.djcalls.com
Environ-Metal, Inc. - www.hevishot.com
Eppinger, Manufacturing - www.dardeve.com
Finn Tackle Company - www.finnspoons.com
Fish Monkey Gloves - www.fishmonkeygloves.com
Fisherbeck Jigs - www.fisherbeck.com
Flying Fisherman - www.flyingfisherman.com
FOXPRO - www.gofoxpro.com
Freedom Tackle Corp. - www.freedomlures.com
Frogg Toggs - www.froggtoggs.com
G.Loomis - www.gloomis.com
Gerber Fishing - www.gerberfishing.com
Glacier Glove - www.glacieglove.com
Great Outdoors Indiana - www.greatoutdoorsindiana.com
Gun Protect - www.mygunprotect.com
Hawke Sport Optics - www.hawkeoptics.com
Henry Repeating Arms Co. - www.henryUSA.com
HHA Sports - www.HHA sports.com
Hodgdon Powder Co. - www.hodgdon.com
Hoosier Trapper Supply - www.hoosiertrappersupply.com
Houghton Mifflin Harcourt - www.hmhco.com
Howard Leight Shooting Sports - www.howardleight.com
HT Enterprises - www.htent.com
Indianapolis Zoo - www.indianapoliszoo.com
Irish Setter Boots - www.irishsetterboots.com
Kent Cartridge - www.kentgamebore.com
Kruger Optical - www.krugeroptical.com
LaCrosse Footwear - www.lacrossefootwear.com
Lawrence County Tourism - www.limestonecountry.com
LensPen - www.lenspen.com
Leupold - www.leupold.com
Lodge Manufacturing - www.lodgemfg.com
Mack's Lure - www.mackslure.com
Mathews Archery - www.mathewsinc.com
MEC Outdoors - www.mecoutdoors.com
Mossy Oak - www.mossyoak.com
Musselhead Tackle - www.musselhead.com
MyTopo - www.mytopo.com
National Shooting Sports Foundation - www.nssf.org
National Wild Turkey Federation - www.nwtf.org
NextGen Baits - www.nextgenbaits.com
Norsemen Outdoors - www.norsemenoutdoors.com
O.F. Mossberg & Sons, Inc. - www.mossberg.com
Otis Technology - www.otistec.com
Otter Lures - www.otterlures.com
Outdoor Guide Magazine - www.outdoorguidemagazine.com
Outdoor Sportsman Group - www.outdoorsg.com
Panther Martin - www.panthermartin.com
PahaQue Wilderness - www.pahaque.com
Pheasants Forever - www.pheasantsforever.org
Plano Synergy - www.planosynergy.com
PowerPro Lines - www.powerpro.com
Princeton University Press - www.press.princeton.edu
PRO's Soft-Bait Glue - www.PROsoftbaitglue.com
Pro-Cure Bait Scents - www.pro-cure.com
Quaker Boy Game Calls - www.quakerboygamecalls.com
RAM Trucks - www.ramtrucks.com
Ramcat Broadheads - www.ramcatbroadheads.com
Real Avid - www.realavid.com
Reef Runner Lures - www.reefrunner.com
Renfro Productions - www.renfroproductions.com
RIO Products - www.rioproducts.com
Shimano American Corp. - www.shimano.com
Shurhold Industries - www.shurhold.com
Sitka Gear - www.sitkagear.com
Snag Proof Lures - www.snagproof.com
South Shore CVA - www.southshorecva.com
SportDOG Brand - www.sportdog.com
St. Croix Rods - www.stcroixrods.com
Sturm, Ruger & Co. - www.ruger.com
Swab-Its - www.swab-its.com
Sweet Owen CVB - www.sweetowencvb.org
Tales End Tackle - www.talesendtackle.com
Target Communications Outdoor Books - www.targetcommbooks.com
The Catch & Release Shop - www.prints.fish
Thompson-Pallister Bait Company - www.lenthompson.com
Toyota Motor Sales - www.toyotanewroom.com
Traditions Media - www.traditionsmedia.com
TRUGLO - www.truglo.com
TTI-Blakemore Fishing - www.ttiblakemore.com
Van Vuuren African Safaris - www.vvasafaris.com
Vexilar, Inc. - www.vexilar.com
White Flyer Targets - www.whiteflyer.com
Whitetails Unlimited - www.whitetailunlimited.com
Widener's Reloading & Shooting Supply - www.wideners.com
Winchester Ammunition - www.winchester.com
W.R. Case - www.wrcase.com
Yamaha Marine Group - www.yamahaoutboards.com

HOW members are encouraged to check these websites for general info and answers to product and service questions.

Hoosier Outdoor Writers

Application For New Membership

(Check Desired Classification below)

\$30 _____ Active
\$25 _____ Associate
\$50 _____ Supporting
\$15 _____ Active Student
\$10 _____ Associate Student

Personal Information:

Name: _____
Company (Supporting members only): _____
Address: _____
City: _____ State: _____ Zip: _____
Phone: _____
Email: _____

Professional Information:

Employer (if outdoor-related): _____ Position: _____
Business Address: _____
Business Phone: _____

1. Describe your work in the outdoor field: Full Time _____ Part Time _____

2. Check your field(s) of outdoor work:

_____ Newspapers	_____ Magazine	_____ Radio	_____ Artist
_____ Books	_____ Photography	_____ Lectures	
_____ Television	_____ Teaching	_____ Trade Journals	
_____ Blog/Online Work	_____ Public relations	_____ Government Info - Ed	
_____ Other (Specify): _____			

3. Are you paid for your outdoor work? Yes _____ No _____

4. Your work is published or disseminated: Daily ____; Weekly ____; Monthly ____; ____ times a year

Attach samples or other proof of your work in the outdoor field: newspaper clips, letters from station managers attesting to frequency of radio or TV broadcasts, lecture schedule or publicity clips, photo clips or artistic prints, title of latest book, masthead of trade journal showing your position, etc.

Send completed application and article copies to: **Tom Berg, 2142 Nondorf Street, Dyer, IN 46311.**

I have read the principles and membership requirements of the Hoosier Outdoor Writers and would like to enroll in the classification checked above.

Signature: _____

Sponsor: _____

Who We Are

The Hoosier Outdoor Writers was formed in 1969 and has brought together many diverse groups and individuals with shared interests. The Hoosier Outdoor Writers, known among its members as HOW, is a group of dedicated media professionals who are keenly interested in the wise use of natural resources in the Hoosier State.

What We Do

These are the purposes of HOW:

1. To improve ourselves in the art, skill and effectiveness of our craft, and to increase knowledge and understanding of the whole state.
2. To help ensure the wisest and best conservation of Indiana's resources, and the most wide-spread fair use of Indiana's recreational potential.
3. To provide a vehicle for bringing together and joining in common cause all Hoosiers who by profession, hobby or interest are devoted to the outdoors.
4. Conduct an annual Awards-In-Craft Contest among its members. The award winners are announced each year at HOW's annual conference.

What We Stand For

These are what we strive to accomplish:

1. To give the profession of outdoor writing/reporting greater recognition and understanding, even higher standards and enlarged scope.
2. To encourage and enforce high standards of professional ethics.
3. To strive always for the truth, accuracy, clarity and completeness in the dissemination of outdoor information.
4. To help friends and fight the foes of wisely conserved Indiana resources.

Membership Requirements

Membership is open to anyone who meets one of the following:

1. Active

Members are those regularly engaged in the paid dissemination of outdoor-oriented information via newspapers, radio, television, internet/online, magazines, trade journals, books, photographs, art, lectures, or other fitting media. (Basic guidelines of "regularity" of dissemination are: 20 newspaper articles, photos or broadcasts a year; 20 online



articles, blogs, vlogs or podcasts a year; two national or four regional magazines or specialty journal articles a year, or one book, 10 lectures, or 20 bona fide outdoor news releases a year). The legal advisor for the association shall be an active member without meeting the basic guidelines.

2. Associate

Members are those who have a strong direct interest in the outdoors, either professional or personal, such as conservationists of all kinds; nature lovers; sportsmen; outdoorsmen; public employees in outdoor fields; educators teaching related subjects; fishing guides and tournament anglers, and retail-level dealers in outdoor goods, equipment or facilities.

3. Supporting

Members are those engaged in major commercial efforts directly related to the outdoors, such as manufacturers, distributors, service providers, manufacturers' representatives, or advertising agencies serving any of these.

4. Active Student

Members are those between the ages of 18 and 24 years who are bona fide college students with a major in journalism, communications, or natural resources sciences.

5. Associate Student

Members are those who are students who have an active interest in the outdoors in the areas of fishing, hunting, boating, hiking, nature, ecology, or in preserving the environment in general.

Calendar of Events

Indianapolis Fall Boat & RV Show:

(www.renfroproductions.com)

Indianapolis, IN

September 27-29, 2019

Fur Takers Chapter 7-B Fall Rendezvous:

(www.hoosiertrappersupply.com)

Held at Hoosier Trapper Supply

Greenwood, IN

September 28, 2019

SEOPA 2019 Annual Conference:

(www.seopa.org)

Oxford, MS

October 23-26, 2019

Cincinnati Travel, Sports & Boat Show:

(www.renfroproductions.com)

Cincinnati, OH

January 17-19 and 22-26, 2020

SHOT Show 2020:

(<http://shotshow.org>)

Las Vegas, NV

January 21-24, 2020

HOW 2020 Annual Conference:

(www.HoosierOutdoorWriters.org)

Indiana Fairgrounds

Indianapolis, IN

February 14-15, 2020

Indianapolis Boat, Sport & Travel Show:

(www.renfroproductions.com)

Indianapolis, IN

February 14-23, 2020

HOW members may submit upcoming events, along with dates, locations and other details to the newsletter editor at: director@hoosieroutdoorwriters.org for possible inclusion in future issues of *The Blade*.