


# The Blade

**July - August 2015**

**The Official Publication of the Hoosier Outdoor Writers**



**"Reflections at the Lake", photo by Tom Berg**



# Hoosier Outdoor Writers

The Hoosier Outdoor Writers was formed in 1969 and has brought together many diverse groups and individuals with shared interests. The Hoosier Outdoor Writers, known among its members as HOW, is a group of dedicated media professionals who are keenly interested in the wise use of natural resources in the Hoosier State.

## Hoosier Outdoor Writers Executive Council

### Board Chairman

Bob Sawtelle  
2350 Harrison Spring Rd NW  
Corydon, IN 47112  
[bsawtelle@dnr.IN.gov](mailto:bsawtelle@dnr.IN.gov)

### President

Alan Garbers  
3380 West Bain Rd.  
Martinsville, IN 46151  
[alanjamesgarbers@yahoo.com](mailto:alanjamesgarbers@yahoo.com)

### Vice President

Ken McBroom  
411 N. Bauman St.  
Indianapolis, IN 46214  
[kenmcbroom@sbcglobal.net](mailto:kenmcbroom@sbcglobal.net)

### Executive Director

Tom Berg  
2142 Nondorf St.  
Dyer, IN 46311  
[director@hoosieroutdoorwriters.org](mailto:director@hoosieroutdoorwriters.org)

### Legal Counsel

Bill Keaton  
126 West Second St.  
Rushville, IN 46173  
[bill@bishophillguesthouse.com](mailto:bill@bishophillguesthouse.com)

### Newsletter Editor

Tom Berg  
2142 Nondorf St.  
Dyer, IN 46311  
[director@hoosieroutdoorwriters.org](mailto:director@hoosieroutdoorwriters.org)

### Board Members

Region 1 – Wally Pritz  
2017  
Region 2 – Kreig Adkins  
2016  
Region 3 – Gary Redmon  
2017  
Region 4 – Jack Spaulding  
2016

### At Large:

Gene Clifford – 2016  
Tom Cranfill – 2016  
Jarrett Manek – 2016  
Teena Ligman – 2017  
John Maxwell – 2017  
Troy McCormick – 2017

All submissions and correspondence in regards to the newsletter should be directed to: Tom Berg (e-mail: [director@hoosieroutdoorwriters.org](mailto:director@hoosieroutdoorwriters.org)), or to Tom Berg, 2142 Nondorf St., Dyer, IN 46311. Portions of this newsletter may be reproduced only with the permission of the Hoosier Outdoor Writer's Executive Board and/or the permission of the original author or authors submitting the material. HOW website: [www.HoosierOutdoorWriters.org](http://www.HoosierOutdoorWriters.org).

**On the cover:** A tiny island in the middle of a tranquil lake is the perfect location for many things: fishing, photography, bird watching, taking a nap, or just sitting and relaxing! Tom Berg photo.





# President's Message

by Alan Garbers

## More Options For Word Processing

I hate to think how much money I have spent on word processing machines and software. I'm pretty sure I've bought new and improved versions of MS Word at least four times; Word Six, Word 95, Word 2000, and the last version came bundled in Office 2007. It was nicely installed on my new computer back in, oddly enough, 2007. It was cripple-ware version that stopped working after using it for the trial period. My last Star Trek story had just been published, so I figured an aspiring novelist needed the latest and greatest version of word-processing software. A couple hundred dollars later I had the key code that unlocked the trial ware version of MS Office and I was on my merry way.

Fast-forward eight years. That's equals fifty in computer years. Like in the children's story, the little house in the big city, my computer and its operating software have been left behind, so of course everything runs slow and crashes a lot and by now it will cost more to upgrade my old computer than it will to buy new. As I started planning the transfer of all my software, writing, and photos, I realized I never received a back-up copy of MS-Office 2007. I naively assumed I could still get a copy sent to me. No. I had waited about six years too long to request a hard copy. Well, isn't that a kick in the teeth.

So, now what? I still had the hard copy of MS Word 2000, but after getting used to how MS 2007 works, that would only be a last resort. I tried searching eBay for a reasonably priced copy of MS Word 2007. There are no reasonably-priced *legal* versions of MS Word 2007.

I'm sure you're screaming what a tight-wad I am. I should just pay the money. Hello, have we just met? I'm an outdoor writer! Even as much as I'm out in the woods, I still haven't found a money tree.

In my quest to find a cheap way to resolve my problem, I happened across another office software suite that supposedly does everything MS Office can do, and get this, *it's free!*

That got your interest up, didn't it? The free software is called Apache Open Office ([www.openoffice.org](http://www.openoffice.org)). While I have only used Apache briefly, it seems to work just fine with everything I would expect from an office suite. I can even save my work in MS Word format. The only issue I see is that I get an error message about improper formatting, yadda-yadda when I save a file in MS Word format. It still seems to look just fine when I open it in MS Word.

Here's the funny thing. I was discussing Apache Office with the IT guru at work. He had nothing but good things to say, but as I started to walk away, he commented that Microsoft offers home versions of MS Word for less than ten bucks. Whoa! Back up the bread truck. Say that again? Microsoft has an agreement with my employer that allows me to buy a fully-functioning version of MS Office for \$9.95, which is mine to use as long as I remain employed there. (Don't ask me how Microsoft would ever know I'm still working there.) For less than \$25.00, I can buy the software and get a backup DVD. Now we're talking.

So what was the point of all this? To make you aware that there are other options out there, rather than buying \$200-\$300 worth of software, only to have it be obsolete before the next hunting season.

Alan

# The Hoosier Outdoor Writers

New Members, Past Presidents & Memorial Section

**HOW extends a warm  
welcome to our growing  
ranks of outdoor  
communicators:**

**Yamaha Marine Group (Supporting)**  
Kennesaw, GA  
**Contact: Neal Wheaton**  
**Sponsor: Tom Berg**

## **Memorial to Deceased HOW Members**

**Those Who Have Gone Before Us:**

Jack Alkire – HOW President 1979  
Bill Beeman – Executive Director  
Don Bickel  
Ed Blann  
Charlie Brown  
Gary Carden  
Jim “Moose” Carden – HOW President 1982/83  
George Carey  
John Case  
Bill Church – HOW President 1972  
Jack “Big Jake” Cooper  
Mark Cottingham  
Jerry Criss  
Gary “Dox” Doxtater  
Dick Forbes  
Tom Glancy – HOW President 1977  
Dale Griffith  
Fred Heckman  
Jack Kerins  
Mike Lyle – HOW President 1981  
Ralph “Cork” McHargue – HOW President 1976  
Dick Mercier  
Bob Nesbit  
Hellen Ochs  
Jack Parry  
Harry Renfro  
“Bayou” Bill Scifres – HOW President – 6 Terms  
George Seketa  
Hal Shymkus  
Al Spiers  
Robert “Doc” Stunkard  
Butch Tackett  
John Trout, Jr.  
Joe West

## **Past Presidents of HOW**

“Bayou” Bill Scifres	1969
“Bayou” Bill Scifres	1970
“Bayou” Bill Scifres	1971
Bill Church	1972
Rick Bramwell	1973
Jack Ennis	1974
Phil Junker	1975
Ralph McHargue	1976
Tom Glancy	1977
Bob Rubin	1978
Jack Alkire	1979
Louie Stout	1980
Mike Lyle	1981
Jim “Moose” Carden	1982
Jim “Moose” Carden	1983
John Davis	1984
John Davis	1985
Ray Harper	1986
Ray Harper	1987
Ray Dickerson	1988
“Bayou” Bill Scifres	1989
“Bayou” Bill Scifres	1990
“Bayou” Bill Scifres	1991
Jack Spaulding	1992
Jack Spaulding	1993
John Rawlings	1994
Phil Bloom	1995
Marty Jaranowski	1996
John Martino	1997
Mike Schoonveld	1998
Jack Spaulding	1999
Jack Spaulding	2000
Sharon Wiggins	2001
Phil Junker	2002
Larry Crecelius	2003
Bryan Poynter	2004
Phil Bloom	2005
Brian Smith	2006
Brian Smith	2007
Brent Wheat	2008
Bryan Poynter	2009
John Maxwell	2010
Brandon Butler	2011
Josh Lantz	2012
Ben Shadley	2013
Bob Sawtelle	2014

# HOW Conference Announcement



Here is a view of the Abe Martin Lodge at Brown County State Park. HOW members who have never been to this park should be sure to attend!

## 2016 HOW Conference Site, Conference Dates Chosen

We are pleased to announce that the 2016 HOW Conference will be held in south-central Indiana at our largest state park: **Brown County State Park** near Nashville, IN.

The annual meeting will take place in the conference center (Melodeon Hall) at the Abe Martin Lodge, and we have reserved a block of rooms at the lodge for members who would like to stay overnight (reservations info will appear in upcoming issues). The conference will take place on the weekend of **April 22-24, 2016**, with the main meeting occurring on **Saturday, April 23**.

The date of this conference was selected very carefully to minimize conflicts with Easter, Mother's Day, Memorial Day and AGLOW events, so hopefully most HOW members will be able to plan their schedules ahead of time and attend. So be sure to **SAVE THE DATE!**

We chose Brown County State Park as the conference site this year as part of our ongoing effort to move the conference around the state and give our members a chance to experience parts of Indiana that they have not yet seen. Most HOW members have been to Brown County SP before, but probably not all! South-central Indiana is also within easy driving distance of a large majority of HOW members, and is very convenient for those living in and around Indianapolis.

There is plenty to do in and near Brown County, too. Expansive Lake Monroe is located just to the southwest of the state park, and Yellowwood State Forest is just to the west. Opportunities for hiking, biking, fishing, boating, swimming, photography, nature watching, horseback riding and many other outdoor activities abound. Nearby Nashville is well-known for its quaint craft and antique shops, and it is also known as the "Artist Colony of the Midwest". Many shops feature areas where visitors can watch the local craftsmen as they work – whether it is glass blowing, painting or any of their crafts. HOW members should head for Brown County next spring and join the fun!

As usual, we will have plenty of interesting seminars and speakers at this conference. We will also announce the winners of our annual awards-in-craft contests and elect new officers.

For everyone who has come to love the HOW Raffle over the past several years, we are planning to make it even bigger and better this year. It will be hard to top the quality and quantity of the last few years, but we will do our best! If you haven't attended a conference recently, come see what it's all about!

More details will be forthcoming in future editions of *The Blade*. Besides our annual Fun Shoot on Friday, April 22, we will have a Friday evening BBQ and we are planning a fishing outing for Sunday, April 24. Whether you plan to attend the entire weekend or just the annual meeting on Saturday, the trip to Brown County State Park will definitely be worth it. **Don't miss the 2016 HOW conference!**

**Save The Date!**  
**Conference: April 22-24, 2016**  
**Annual Meeting: April 23, 2016**

# HOW Awards-In-Craft Winner

**1st Place in the Writing Contest (Conservation category) – Over 1000 Words**

## **“Indiana - Home of the Tallgrass Prairie”**

by Rich Creason

Imagine hundreds of buffalo stampeding, elk grazing, wolves hunting their prey, eagles and hawks soaring through the sky, badgers digging up ground squirrels, and thousands of other predators, rodents, birds and insects living their daily lives. This is what you might see if you were dropped back in time 200 years into a tallgrass prairie. But the most prominent feature you would see would be grass. Grass taller than a horse. Grass stretching for thousands of acres. Grass interspersed with the beautiful flowers of forbs. Grass broken only by a few scattered trees. This tallgrass prairie was the easternmost prairie type in North America and Indiana was on its eastern border.

North American grasslands were characterized by having dry subsoil, drying winds, and less rainfall than forested country. These areas are now divided into six major regions by those people who are supposed to know about these things. The desert grassland, the California grassland, and the intermountain grassland are in the West and Southwest. The three located in the center of the continent are the short-grass, the mixed-grass, and the tallgrass prairies.

The short-grass prairie has grass usually less than two feet tall. Buffalo grass and blue grama are the dominant plants growing here. This region spans a swath about 200 miles wide from southern Canada to western Texas along the eastern foot of the Rocky Mountains. Annual precipitation is around 10 inches.

Farther east grows the mixed-grass prairie where the grasses are taller due to the 20 inch yearly rainfall. Sideoats grama, needlegrass, western wheatgrass, little bluestem, and others comprise the large mixture of species in this band through North and South Dakota, Nebraska, Kansas, Oklahoma and into central Texas.

The easternmost North American grassland, and the most important (at least in this story), is the tallgrass prairie. At one time, fields of grass four to eight feet tall extended through most of Indiana and even into areas of Ohio and the southwest tip of Michigan. On its eastern edge, the prairie and the forests fought a constant battle for dominance. Dry seasons favored the grasses; wet ones gave the trees a chance to advance. Around 25 to 40 inches of precipitation, mostly as summer rain, was a normal year.

Grasses were the most important part of the prairie, supplying 60 to 75% of the total plants. Most common were big and little bluestem, indiangrass and switchgrass. These grasses and even the prairie itself owed their lives to their extensive root system. The deep tap root and the extensive root system formed almost solid masses underground, allowing the plant to utilize all available water. These roots anchored the grass to prevent a grazing animal from pulling the entire plant up. They held the soil and prevented serious erosion. Food was stored in the roots so the plant would quickly re-establish itself after a fire or severe winter. Dense mats of sod were formed by the intertwining of all these roots creating such a tough material that it was said several yoke of oxen were needed to pull a plow through the ground. The grass itself supplied food for the grazers and insects and rodents, and shelter for the ground nesting birds.

But grasses were not the only prairie plants. Early Hoosiers saw fields of beautiful flowers interspersed with the grasses. These broad leafed, non woody perennials, called forbs, dotted the prairies with brilliant red, yellow, purple, and orange flowers. Blooming time was staggered and colors were present from early spring until late fall. These forbs were basically wildflowers such as

(continued next page)




shooting star, liatris, coneflowers, indigo, milkweed, clover, goldenrod, sunflowers, asters and many more. Some of these plants had roots 20 feet long and lived as long as 30 to 50 years. Few woody plants lived in the tallgrass prairie for various reasons, one of which was fire. Fire was, and is, a necessary part of a prairie landscape. This fire could be started accidentally by a lightning strike during a severe storm or intentionally set by man. Either way, the prairie benefited. Fire killed off any woody shrubs or tree seedling trying to get a start. It controlled the thatch and the few annual weed seeds attempting to sprout. Fire left a layer of ash rich in nutrients for the grasses and forbs to utilize, and burned and broke down the many piles of buffalo “chips” or dried dung. These piles smoldered for days, often re-igniting fires in patches not fully burned. It also created a lush new green growth that the grazing animals needed, and were drawn to, creating easy hunting. The plants and animals of the prairie were adapted to survive and benefit from occasional fires. Only the bur oak tree seemed able to establish itself on the edges, its thick bark protecting it from the heat and flames.

But as settlers moved westward, the prairie fell under the plow. Soil began to erode from being exposed to wind and water. Corn replaced the grass. Annual plants, shrubs, and trees invaded the land. The tallgrass prairie in Indiana was basically gone. The animals and birds that lived in this grassland were gone too. Some moved westward, some have died out forever, a few of the prairie animals adapted and still remain in Indiana. The greater prairie chicken used to be in all but the southeast corner of our state. The lesser prairie chicken was only in the far northwest corner. The mighty buffalo roamed all over Indiana, as did the elk. Wolves, coyotes and eagles kept the deer mice, pocket gophers and ground squirrels under control, with the large canines occasionally taking a deer or buffalo that was sick or old.

Today in Indiana, the buffalo are gone, the wild elk headed out before 1840, the wolves and coyotes and eagles moved to better hunting grounds (the coyotes and eagles have returned with some help.) You will probably never see a wild prairie dog or, thankfully,

a sun-blotting locust swarm in our state again. But, if you look in the right area, you might see a tiny remnant of Indiana prairie. It might be a natural remnant, probably in the northwest corner of the state. It could be recreated along our western interstates or highways in certain rest areas near Wolcott and Lebanon and Crawfordsville and other spots. You might just find a small patch of the past created in some individuals’ garden. You can even see a few square feet of planted prairie at the Indiana State Fairgrounds behind the natural resources building.

Short of taking a ride in a time machine, none of us will ever see Indiana as our ancestors did--from the back of a covered wagon being pulled through horse-high grass.



Indiana's tallgrass prairie may be gone, but it is not forgotten by HOW member Rich Creason. Rich is an Indiana Master Naturalist and he has devoted quite a bit of time to studying the history of Indiana's tallgrass prairie and its many inhabitants. "Sundown Over the Grass" photo by Tom Berg.

# Experience the Majesty of Yellowstone

by Alan Garbers

It's hard to describe the feeling of being surrounded by hundreds of dusky brown bison slowly feeding on the pastel green sagebrush flats. The dark groves of pine, fir and spruce marched up the slopes into the rocky crags. The whitish trunks and clattering leaves of aspen speckled the scene. It was a vision I will never forget. I was in Yellowstone National Park.

I had heard many things about Yellowstone. I found all of them to be true. What I failed to understand before our visit was the magnitude and raw beauty of the park.

I am no stranger to national parks. I have even worked at Mesa Verde National Park in Colorado. I have probably been to more national parks than most folks I meet but it still didn't prepare me for the experience of Yellowstone.

It would be more correctly called a National Wilderness. Yes, there are "civilized" areas with lodges, stores, parking lots, and all the trappings of tourism, but it doesn't take but a few steps off the boardwalk to step back hundreds of years. It takes very little imagination to ponder the thoughts of Native Americans and early Anglo explorers because I was seeing it almost as they had. If I had been wearing buckskins and carrying a flintlock rifle I would have been no more out of place than my khaki pants and tee shirt. In fact, I would have seemed less out of place.

My goal is to pique your interest and ignite a burning desire to see this natural wonder. So let me hit a few highlights and give you a few tips.

First, Yellowstone is our first National Park. Even when the west was still wild, vistas were still wide, and wild game still plentiful, our forefathers realized what a special place Yellowstone is. Why, you ask?



Much of Yellowstone is a hot spot, pun intended, of geological oddities. Of all the geysers in the world, Yellowstone has 60 percent of them. Hot springs, thermal vents, mud pots, and boiling pools are commonplace throughout much of the park, so much so that at times it's hard to see the surrounding mountains because of the steam and vapors drifting into the sky. In fact, they estimate there are over 10,000 thermal features in the park.

Wild game is plentiful. Because of the magnitude of the park, the vegetation varies enough to host a fantastic variety of animals. Bison dominate the two major valleys of the park, Lamar and Hayden. Of the two, Lamar Valley gets the most attention because the views are so open that it is easy to spot



bison and antelope. But, it is the man-eaters that bring folks back. Parking pullouts along the solitary road provide places for enthusiasts to set up spotting scopes and high-powered camera lenses to watch for grizzlies and wolves that hunt the sage brush and prey upon weak, young and old bison.

While I knew grizzlies thrived in the park, I assumed they would be allusive and just distant dots in my viewfinder. Not so. Over the three days we spent in the park we sighted four grizzlies, one just yards away. It was eerie being so close to a top predator, especially when it looked right into the lens. Luckily, I was in the relative safety of a car.


Elk are common in some areas. In fact, catching them in a natural setting and not around visitor centers is a trick. Moose, however, are shy lovers of the park's wetlands. We were lucky enough to watch the same moose on two occasions.

The fishing appears to be fantastic. Every stream access point was in use by fly fishermen (and women). Huge Yellowstone Lake looked inviting until the whitecaps started rolling. Even then, the clear blue waters of calm protected coves called as we drove by.

The scenery can be unbelievably stunning. The colors, textures, and layers of the scenery can overwhelm your senses. Yellowstone holds nearly every iconic feature of western splendor, from sagebrush flats to snow-capped peaks, from herds of bison to grizzly cubs, from aspen forests to hot geysers. I could go on, but my passion is limited by space.

#### Here are my tips:

- Plan ahead on what you want to see. If there is a specific thermal formation, hot spring, azure pool, falls, or vista, mark it on a map. There are so many things to see it is easy to not locate a specific natural wonder if you don't plan ahead.
- Pay attention to the warnings and guides you're given when entering the park. They can keep you from getting burned, eaten, or lost. The recent headlines of bison goring and deadly grizzly encounters should prove my point. Remember that you're no longer the apex predator and hot springs can boil your skin off in seconds. Bears can be anywhere in the park and the boardwalks are there to walk on. I recommend reading *Death In Yellowstone* before you go, too. Some folks assume that national parks are totally safe and they can throw common sense to the wind. Not so. The point is to experience raw nature, not a sterilized Disney version. You must assume total responsibility for your own safety.
- Get into the park early. Wild game feeds early and late. While late risers will see some game, they are missing the best viewing times and best shooting light for great photos. By mid-morning the major entry gates are a huge traffic jam and can take 30 minutes to get in.
- Plan your route. The park speed limit is around 25 mph. Distances between some viewing locations can be hours apart. It literally can take all day to see just a portion of the park.
- Watch for game everywhere. In most cases someone else has spotted a wild animal and started a traffic jam. If so, find a safe place to park off the road, stay a safe distance away from the animal, and take some pictures. The park recommends 25 yards for elk, deer, bison, etc. and 100 yards for man-eaters such as bears and wolves. Keep in mind every animal can outrun you and out-climb you. Keep a sharp eye out. Careful watching may mean sighting an allusive moose or bear.
- Bring lots of camera memory cards. I filled two 8-gig cards and had to transfer photos onto my laptop so I would have plenty of memory for the next day.
- Plan for plenty of time to see the park. Three days was not enough for us. Five would have been better.



I hope this is enough encouragement for you to make the trip. I promise, with the right planning it will be something to remember forever. NOTE: All Yellowstone photos on these pages by Alan Garbers.

# Computer Cheaters

by Mike Schoonveld

Computer cheaters. No, I'm not talking about hackers or the NSA snooping around inside the brains of your laptop for nefarious reasons. I'm talking cheaters like the ones old farts like me purchase when our advancing age causes presbyopia, first evidenced by our need to hold reading material farther and farther away from our eyes to focus them.

## Reading glasses!

When you first start needing reading glasses, you probably don't notice any problem seeing your computer screen since the normal distance from your eyes to a book or magazine you are reading is 12 to 15 inches. The normal distance from your eyes to your computer screen is likely to be somewhat farther, depending on your posture and office set-up.



Most computers, browsers and word processor programs allow you to change the font. Can't see the letters on the screen in the default setting? Zoom in until the font is large enough to see comfortably. I got by doing this for years - until recently.

Long story, shortened, I had to switch my emailing program from one I'd used for years to another one. The default print on the screen I read my incoming mail and the font of the outgoing mail was uncomfortably small. I found a way to enlarge it to a degree, but it was still uncomfortable. Perhaps I needed computer glasses.

There is such a thing. Most of the websites selling them suggested you visit your ophthalmologist first, but they did offer an alternative. That's probably a wise suggestion. However, I'm stubborn and cheap. I decided to see if a pair of cheaters for a few bucks would improve things without the expense of seeing a trained professional.

Reading glasses come in strengths from one to three in quarter power increments. Strength one is only slight correction, strength three is at the other end of the spectrum. Most of us prebyopia-ites fall somewhere in the center and a 1.75 to 2.25 strength serves us well.

If I need a "strength two" for normal reading and someone loans me a strength 1.5, they will help, but I will need to hold the menu a bit farther from my eyes to make them work. Knowing this, I theorized if I was having difficulty focusing on my computer screen, perhaps a weak correction would help. So I measured the distance from my eyes to my computer screen and stopped by WalMart. There I positioned myself that distance from the display and tried a pair of 1.5s - no good. I scaled back to a pair of 1.25s. Better! So I slipped on a pair of #1s and bingo!

Here at my desk, my problem is solved. I may even change my word processor settings back to default.

# Getting Interested in Birding

by Tom Berg



A mother common merganser leads the way for her (count them!) thirteen baby ducklings. Bird photos by Tom Berg.

In “the old days”, it was called bird watching. Those who did it were called birdwatchers. Today, most people who spend time chasing and watching our feathered friends prefer to call it “birding”. In either case, watching birds, and in often cases photographing them, is probably more popular today than ever. Unlike many hobbies, birding can be a very low-cost activity. With today’s unpredictable economy, that’s a good thing.

Of course, you can make it as expensive as you like, too. High-end binoculars, expensive digital cameras, spotting scopes and a wide array of other equipment can put you in the poor house. But birding can be a cost-free hobby, especially for HOW members. Most HOW members already have a camera and a pair of binoculars, but you really don’t need either one. You just need to get outside and start looking for birds!

Part of the fun for me, though, is to find new birds and photograph them. I keep a log of the bird species I have seen, kind of like a life list. Since my life seems to revolve around the computer these days, it’s no surprise that my life list of birds is recorded in a Word document on my computer. Since my camera is a digital camera, I also insert a digital photo of each bird species beside the entry. It’s fun to add new photos and replace old photos that were less than perfect with better, cleaner pics. I also find it enjoyable to look through my photos and remember each bird that I have seen, marveling at their colorful plumage and their innate beauty.

But how does a newbie find new birds and get interesting photos? Like anything else, it always pays to be in the right place at the right time. Some of my favorite birds are waterfowl, so I spend plenty of time near lakes, rivers and ponds. You should do the same. But be sure to visit forests and open prairies, too. You will see other birds there. A good starting point, though, is your own back yard. You may be surprised at the variety of birds frequenting your own yard, especially if you make it bird-friendly with feeders/water. Enjoy the birds!



Staying hidden behind shoreline trees helped secure these candid shots of mergansers frolicking in shallow water, especially the one on the right with the baby riding on its mother’s back while she looks underwater for their next meal.



# DNR News

## Division of State Parks

Indiana Department of Natural Resources  
402 W. Washington St.  
Indianapolis, IN 46204-2748



**For immediate release**

## Monroe Lake to Host National Archery Event in 2016

Monroe Lake will host an estimated 1,200 bowhunters in a national archery competition next summer. The “second leg” of the International Bowhunting Organization’s (IBO) National Championship Triple Crown tournament will run from June 10-12, 2016 at Fairfax State Recreation Area.

The Triple Crown of Bowhunting consists of three tournaments hosted in separate states. National championships are awarded for various age, sex and equipment classes.

Initial planning and prep work for the tournament site at Monroe Lakes Fairfax State Recreation Area has already begun.

“There will be 10 to 15 courses, with around 200 total targets,” said Corey Rieman, Monroe Lake assistant property manager. “We will be using most of the fields and woods on the western side of the recreation area.”



New shooters are welcome. Those who are not IBO members are allowed to participate in one IBO tournament as a guest.

“We hope that local bowhunters take advantage of this opportunity,” Monroe Lake property manager James Roach said.

There also will be a large vendor area open to tournament participants and the general public. Local vendors interested in participating should call (812) 837-9546.

To view all DNR news releases, please see [www.dnr.IN.gov](http://www.dnr.IN.gov).

### Media contact:

Jill Vance, interpretive naturalist, Paynetown Activity Center at Monroe Lake.  
Contact her via email: [jvance@dnr.IN.gov](mailto:jvance@dnr.IN.gov), or by phone: 812-837-9967.

# HOW Member News

## Schoonveld's Fish Photo Graces Magazine Cover

Fishing with HOW member and Great Lakes Captain Mike Schoonveld can have other benefits besides a day on the lake and some fish to take home for dinner. You could end up being a cover model!

Chris Brown from Chesterton did this last season when he caught a trophy-sized lake trout aboard Capt. Mike's boat the *Brother Nature*. They were fishing out of Portage, Indiana when the big fish hit.

Captain Mike is a regular contributor to *Great Lakes Angler* magazine, and one of his photos that he submitted with an article was chosen by the editors to be the cover shot for the August/September 2015 issue.

Congratulations and kudos to you, Mike! That's a great photo, and it really goes well with the colorful layout of the magazine cover.




## Gary Redmon Finds Saltwater Trout in Sunny Florida


HOW member Gary Redmon made a trip to Florida earlier this summer, and one of the important things on his 'To Do List' was to catch some fish. "My wife Gayle and I went on a short fishing trip in the Mosquito Lagoon backcountry of Florida," said Redmon. "We fished with Captain Dennis Cox of Reel Native Guide Service. The temps got into the 100's, so fishing in the early morning was a must."



Gary Redmon lifts one of many seatrout he caught while fishing Florida's protected inshore waters. Photos courtesy of Gary Redmon.

"Casting in the shallows with a locally-caught live bait called a pigfish was an experience in itself due to the grunting sounds the pigfish make," he continued. "We had no luck for redfish, but we limited-out on spotted seatrout and released several saltwater catfish."





## **Thank You Note From HOW/Bass Pro Shops “Pass It On” Award Winner**

At the annual HOW conference this past spring, we presented the HOW/Bass Pro Shops “Pass It On” Award to April Perry from Fort Wayne. Mrs. Perry is the founder and organizer of the Big Turkey Lake Kids Fishing Tournament in Stroh, IN.

Mrs. Perry’s volunteer work began 14 years ago when she organized the first Big Turkey Lake Kids Fishing Tournament. That tournament was attended by 18 kids. Last year’s event featured 275 kids, and the 2015 tournament which was held on July 4th was even bigger. A whopping 324 registered kids were in attendance this year!

April Perry has helped hundreds of children gain a greater appreciation of the outdoors, and she has our sincere thanks. We also received a thank-you note from her after the conference. You may read it below:

*Dear Hoosier Outdoor Writers,*

*Lasting Memories  
Are made of Everyday  
Moments  
Shared Through  
The Years -  
Moments easy to Miss  
But Impossible  
TO Forget!*

*With Special Thanks —*

*This special thank-you note  
sent to you today  
Holds more appreciation  
than words can say ...*

*You “WOW”ed me!*

*Thank you so much for  
the beautiful plaque and  
inviting me to your conference.  
I enjoyed the day and meeting  
everyone! Thank you for giving  
me such special memories that  
I will never forget!*  
*April Perry*  
*Big Turkey Lake  
Kid Fishing Tournament  
DIRECTOR ☺*



## Eagles Provide Berg With An Entertaining Show

HOW Executive Director Tom Berg spent some time in northwest Wisconsin earlier this summer to pursue two of his favorite activities: fishing and birding. Both endeavors were successful!

While Berg was sitting in a boat fishing at one of his usual bluegill spots, he noticed a pair of adult bald eagles perched at the top of a nearby pine tree. Since Berg always likes to keep a camera nearby, the eagles soon became photo subjects.

After a flurry of shutter releases, one of the eagles flew away and Berg got back to fishing. He quickly forgot about the eagles as hand-sized bluegills started biting like crazy. After all, fishing was the main reason he had stopped at this spot.

Even though the fish were biting, his attention was soon drawn back up to the tree where the eagle was sitting. A pair of blue jays were squawking and flying around the treetop and making lots of noise. To Berg's surprise, he saw that the bold blue jays were taking turns dive-bombing the much larger eagle!

The jays didn't just dive-bomb the solitary eagle once or twice, either. They did it continually for several minutes! First one jay would fly over the eagle and squawk at it, and then the other would take its turn. Each one would swoop down to within inches of the eagle before veering off. It was a real aerial display. The smaller blue jays were even brave enough to land in the same tree with the eagle to rest every few minutes! And they didn't land at the other end of the tree, either. They usually found a perch only a few feet from where the eagle was standing. They appeared to be fearless. Surprisingly, however, the eagle pretty much ignored the harassment.

At first, Berg thought the blue jays were protecting a nest that the eagle had encroached upon. But a closer examination of the tree with binoculars did not reveal a nest. Later, after the eagle flew away, the blue jays also flew away and did not return. That also reinforced the belief that the jays were not protecting a nest. So what was the argument all about? We will never know, but it was fun to watch!



Bald eagle photos by Tom Berg.



## **More Yellowstone Wildlife Photos From Alan Garbers**

HOW President Alan Garbers took a lot of photos while he was in Yellowstone National Park earlier this year, and many of those pictures featured the wild animals living there. Here are a few of those beautiful photos:



Left: Elk in velvet; Top center: Cow moose; Bottom center: Bison bull; Right: Young grizzly bear. Photos by Alan Garbers.

## **Keaton Calls Attention to Possible Indiana Fishing & Hunting Amendment**

HOW Legal Counsel Bill Keaton sent in a note earlier this summer with the following information that all HOW members should read and act upon.

“I thought this article would be relevant and important for inclusion in the newsletter,” said Keaton. “We will want to give plenty of publicity to this proposed constitutional amendment making hunting and fishing our constitutional right in Indiana as we approach the 2016 election so that the outdoor community votes in force to approve it.”

We agree! Please see below:

### **Voters to Consider Hunting Amendment to Ind. Constitution**

**Associated Press, April 15, 2015**

A measure will be on the Indiana ballot in 2016 asking voters if they want to approve a constitutional amendment preserving the right to hunt and fish in the state.

The Indianapolis Star reports the Indiana House voted 81-12 on Tuesday night to pass the resolution, which the Indiana Senate already approved.

Supporters say the amendment to the Indiana Constitution is needed to stop lawsuits from environmental groups and animal-rights activists seeking to ban hunting. Opponents say the measure could encourage unethical hunting practices.

Resolution House sponsor state Rep. Sean Eberhart, a Shelbyville Republican, cited other pro-hunting constitutional amendments in other states.



## Unusual Nature Photos From The Hoosier Outdoors

### Sponsored by Danner Boots

### Wood Frogs Can Survive Many Freeze/Thaw Events in Winter



Close-up



Original



The “What is it?” photo from the last issue was admittedly pretty tough, and only six (6) HOW members correctly identified it. Don Cranfill, Jarrett Manek, PJ Perea, Bill Keaton, John Maxwell and Nate Mullendore each had the right answer. When we drew a name at random for the **Costa** sunglasses, **Don Cranfill** was the winner. Congrats! We’ll send a gift certificate.

As you can see in the photo (at left), the mystery creature for this issue was a wood frog (*Rana sylvatica*). Wood frogs are small, brownish-colored frogs that have a dark eye mask that stretches past each eye to the eardrums. Adult frogs can vary in color from tan to dark brown and various shades in between, but the eye mask really gives them away. Their call sounds like a group of raspy ducks making funky quacking sounds!

Tadpoles of wood frogs eat algae after they hatch, and as they grow they switch to tiny insects and insect larvae. Adult frogs eat bugs like ants, moths and beetles, but they also eat worms, spiders, and almost anything else they can catch. Wood frogs spend most of the summer in moist woodlands, forested wetlands and wooded areas near streams and lakes. During the fall, they move to nearby upland habitats and find a place to overwinter (usually under logs or leaf litter).

Wood frogs can tolerate the freezing of their blood and tissues during the winter by using glucose and urea as cryoprotectants to limit the amount of ice crystals that form inside their bodies. Wood frogs can actually endure many freeze/thaw cycles with no ill effects. They are also one of the first frogs to appear in the spring as the snow melts.

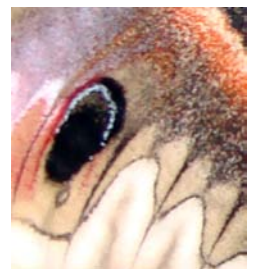


For this issue, our friends at **Danner Boots** will be donating a great prize for the HOW member that guesses the right answer to this issue’s “What Is It?” question. This time the prize will be a gift certificate for a pair of premium Danner boots of the winner’s choice from the Danner, Inc. website (value of \$300 or more). See below for more info.

### Berg Poses A Difficult Nature Photo “What Is It?” Question

Here’s another Nature Photo mystery, and this one may be more difficult than usual. The photo shown at right is a close-up of part of a creature that lives right here in Indiana. You might see it in your own back yard, although many Hoosiers never see one. It is found throughout the state, but rural areas seem to hold more of these creatures than urban areas. Have you ever seen this creature?

This creature may be pretty tricky for some to identify, but we’ll see. Do you know of any Hoosier creatures that look like this? This time you must identify the exact species. If you think it’s a particular species of hawk, for example, go ahead and guess “Cooper’s Hawk”. Of course, it’s not a hawk, but if you think you know what it is, send the answer via email to [thomas.berg@comcast.net](mailto:thomas.berg@comcast.net). If you’re right, you will be eligible for this issue’s prize.



As mentioned above, **Danner Boots** will be donating a gift certificate for a pair of Danner boots as a prize for the HOW member who guesses the right answer to this issue’s “What Is It?” nature question. You will be able to choose from any of their top-of-the-line hunting or hiking boots, including specialized snake-proof hunting boots. Check the products out at [www.danner.com](http://www.danner.com). If multiple people guess the right answer, we will draw one winner at random from the group of correct entries. Good luck and have fun! All nature photos on this page by Tom Berg.



## HOW Supporting Member News

These pages are devoted to the loyal supporting members of the Hoosier Outdoor Writers. Brief descriptions of new products, award-winning products and press releases are listed here. HOW members interested in reading more can visit the supporting member websites or call or email the company contact for more information.

### Alpen Optics Continues to Win Awards For Spotting Scopes

**Rancho Cucamonga, CA:** Alpen Optics continued their excellent track record of producing award-winning optics when they were named as the recipient of last year's Outdoor Life Magazine's "Editor's Choice" Award for the Rainier 856ED spotting scope. As a matter of fact, this is the 8th award presented to Alpen from Outdoor Life. See the graphic below for more info.

Alpen Rainier spotting scopes feature ED HD technology which utilizes extra-low dispersion (ED) high definition (HD) optics delivering superb optical clarity and color fidelity while defining the best in quality viewing performance. The multi-coated optics and BaK4 prisms provide the brightest and sharpest images.



**Alpen® Rainier™** **ED HD**

**ED HD Waterproof Spotting Scopes**

Alpen Rainier spotting scopes feature ED HD technology which utilizes extra low dispersion high definition optics delivering superb optical clarity and color fidelity while defining the best in quality viewing performance.

UBX fully multi-coated optics, BaK4 prisms, and SHR metallic coating combine to provide the brightest and sharpest image possible. The large objective lenses collect huge amounts of light that allow the high magnification zoom lens elements to deliver a clear and sharp image.

Rainier spotting scopes offer an adjustable body collar allowing you to turn the scope for optimal positioning when viewing astronomical or terrestrial objects. O-ring sealed and nitrogen filled fully waterproof and fog-proof construction allow use in any weather condition.

**856ED**

**25-75x86**  
**ED HD Optics**  
**Waterproof**

Spotting Scope with 45 degree eyepiece  
SHR™ Metallic Coated  
UBX high definition fully multi-coated optics  
Macro/Micro focus wheel design for precise focusing  
Telescopic sun shade  
Includes field carrying case

Scan to watch video.

**Editor's Choice**  
as seen in  
**OUTDOOR LIFE**  
Magazine  
**AWARD 2014**

For more information on Alpen Optics and Rainier spotting scopes, HOW members may contact Vickie Gardner at [vickie@alpenoutdoor.com](mailto:vickie@alpenoutdoor.com) or call 877-987-8370. You may also visit [www.alpenoptics.com](http://www.alpenoptics.com) or check out Alpen's Facebook page: [facebook.com/AlpenOptics](https://facebook.com/AlpenOptics).

## HOW Supporting Member News

### Costa Brings “Kick Plastic” Message to ICAST, Commissions Marlin Sculpture Made of Ocean Trash

**Daytona Beach, FL:** Discarded plastic trash washes ashore on sandy beaches in massive, rolling waves, as if to challenge the ocean in a fight-to-the-death duel. From plastic water bottles to discarded children’s toys, plastic in every shape, size and color floats in gigantic swirling garbage patches across oceans and onto coastlines.

Costa, a company committed to sustainable sport fishing practices and ocean conservation, launched its Kick Plastic campaign earlier this year to educate its customers about the growing ocean trash issue, and encourage them to kick the plastic habit. Now, the brand takes the initiative one step further by offering solutions through products that help change behavior, and commissioning a sculpture of a jumping marlin made entirely out of washed up beach trash.



The nine-foot tall, seven-foot long fish was unveiled at the entrance hall of the American Sportfishing Association’s ICAST event in Orlando July 14-17. Artist Angela Pozzi and her team of staff and volunteers from the non-profit organization Washed Ashore ([www.washedashore.org](http://www.washedashore.org)) designed and assembled the sculpture using thousands of collected plastic and metal cans found on beaches along the West coast.

A toy truck tire sliced in half makes up the outer ring of the marlin’s eyes, with pieces from a child’s plastic ball, a blue plastic automotive oil bottle, bottle lids and aluminum cans adding to the creation. Silver flip flop pieces, plastic water bottles, a mayonnaise jar lid and a baby bowl from Japan also went into the mix to create the eyes.

The sculpture is meant to serve as a stark reminder of how much trash can be found on coastal beaches, and start conversations about how anglers can become more involved in addressing the plastic problem. Costa produced a short video illustrating the making of the plastic art sculpture, seen here: [www.costadelmar.com/kickplastic](http://www.costadelmar.com/kickplastic).

As part of the solution, Costa now offers a new stainless steel Klean Kanteen water bottle, a reusable tote bag made from recycled plastic bottles, and a line of t-shirts made from 50 percent polyester comprised of recycled bottles and plastics, and 50 percent organic cotton. The products are available online at [www.costadelmar.com](http://www.costadelmar.com).

“Plastic is everywhere, it’s unavoidable,” said Al Perkinson, vice president of marketing for Costa. “But we, as anglers, can work together to make small changes that will create a huge positive impact, such as swapping out our plastic bottles for a permanent one, or collecting plastic we find on the beaches and recycling it.”

“Our goal with the Kick Plastic campaign is to start conversations within the angling community about how we can all work together to address this issue,” said Perkinson. “If left unchecked, we can assume our oceans will be taken over with floating, melting plastic in a very short time.”

Anglers and sportfishing professionals who attended ICAST were encouraged to see the sculpture and bring their empty plastic water bottles to the entrance of the show to trade out for a new permanent water bottle or other Costa gear. They were also invited to post a photo of the plastic marlin sculpture on social media with the hashtag #kickplastic and tag @CostaSunglasses for a chance to win daily prizes and sunglasses.



For more info on Costa’s Kick Plastic message, visit <http://bit.ly/kickplastic>. Also, watch and share the short video explaining the plastic pollution problem here <http://bit.ly/kickplasticvid>. HOW members may schedule an interview or get more info by contacting Heather Miller with Full Circle PR at [heather@fullcirclepr.com](mailto:heather@fullcirclepr.com) or 864-672-4994.



## HOW Supporting Member News

### Trophy Anglers' Livewell® Keeps Fish Alive Longer

**Ramsey, MN:** Any fisherman who has experienced dead or dying fish in their boat's livewell or in a temporary "holding bucket" will be interested in the Trophy Anglers' Livewell from Trophy Anglers' Tackle in Minnesota. This soft mesh livewell is the perfect fish basket for anglers, whether they are fishing from a pier on shore or from a boat.

"The Trophy Anglers' Livewell keeps fish alive longer," explained Mick Nelson, owner of the company. "It is truly the most versatile fish-keeping device on the market. It fishes with you alongside your boat as you slowly troll the shoreline. It is the perfect panfish basket, too, or you can submerge it to keep coldwater fish like walleye and trout



The depth adjustment strings on the side allow it to be towed with you in shallower water or to change the lead side for a faster troll, in order to keep the bottom down. You can attach a small anchor to the mooring rings or to the hand strap on the bottom and submerge your catch to the preferred depth and temperature. The livewell can be kept alongside your boat or right under your dock. "The Trophy Anglers' Livewell will keep anything that swims alive longer," said Nelson.

For more info on the Trophy Anglers' Livewell, contact Mick Nelson at 763-276-0096 or by email at [tatc@q.com](mailto:tatc@q.com). Be sure to check out their website: [www.trophyanglerstackle.com](http://www.trophyanglerstackle.com) or visit: [Facebook.com/TrophyAnglersTackleCo](https://www.facebook.com/TrophyAnglersTackleCo).



closer to the bottom near their preferred temperature."

Regular fish baskets made from steel wire can injure fish, while the soft mesh netting of the Trophy Anglers' Livewell is much safer for the fish and does not harm their protective slime layer. The green netting also shades the fish from the sun, keeping them cool and less stressed.

The assisted-opening top allows the Trophy Anglers' Livewell to be opened with one hand, while you control your fish with the other. Then simply place the fish back in the water inside the livewell and cinch the top closed.



## HOW Supporting Member News



### HOW Supporting Members Win Awards At 2015 ICAST Show

**Orlando, FL:** The 2015 ICAST show (International Convention of Allied Sportfishing Trades) held in Florida from July 14-17 was another great one, showcasing the products of some of the premier companies in the fishing tackle industry. Almost 13,000 industry representatives from around the world, including nearly 1,000 media outlets, attended the show to see the latest innovations in tackle, gear, accessories and apparel. This year, 270 companies submitted 889 products in the New Product Showcase, all vying for the “Best of Show” award in 24 categories and for the overall ICAST 2015 “Best of Show” award.

Just like last year, many of the top new product awards were won by our innovative **HOW Supporting Members**. Here is the list of *Best of Show* winners from our corporate members:

#### ***Freshwater Rod***

G. Loomis  
E6X Bass

#### ***Freshwater Reel***

Shimano American Corporation  
STRADIC C3000HG-K

#### ***Fly Fishing Rod***

St. Croix Rods  
Mojo Bass Fly

#### ***Hard Lure***

Okuma Fishing Tackle Corporation  
Savage Gear Hard Shrimp

#### ***Eyewear***

Costa  
Rooster

#### ***Terminal Tackle***

Eagle Claw Fishing Tackle  
Lazer Sharp Fillet Knife

#### ***Saltwater Rod***

St. Croix Rods  
Avid Inshore

#### ***Saltwater Reel***

Pure Fishing, Inc.  
PENN Clash

#### ***Fly Fishing Reel***

Pure Fishing, Inc.  
Pflueger Medalist Fly Reel

#### ***Soft Lure***

Koppers Fishing  
LIVETARGET Hollow Body Sunfish

#### ***Fishing Line***

PowerPro  
Maxcuatro



**Best New Saltwater Rod:**  
St. Croix Avid Inshore rods

**Congratulations to all of the winners!**

For more info on ICAST, check their website: [www.icastfishing.org](http://www.icastfishing.org).

# HOW's Supporting Member Websites

Alabama Mountain Lakes Tourist Assoc - [www.northalabama.org](http://www.northalabama.org)  
Alpen Optics - [www.alpenoutdoor.com](http://www.alpenoutdoor.com)  
Aquateko International - [www.aquateko.com](http://www.aquateko.com)  
Arctic Ice - [www.arctic-ice.net](http://www.arctic-ice.net)  
B'n'M Pole Company - [www.bnmpoles.com](http://www.bnmpoles.com)  
Barnes Bullets - [www.barnesbullets.com](http://www.barnesbullets.com)  
Bass Assassin Lures - [www.bassassassin.com](http://www.bassassassin.com)  
Bass Pro Shops - [www.basspro.com](http://www.basspro.com)  
Battenfeld Technologies - [www.battenfeldtechnologies.com](http://www.battenfeldtechnologies.com)  
Bear & Son Cutlery - [www.bearandson.com](http://www.bearandson.com)  
Big Game International - [www.biggameintl.com](http://www.biggameintl.com)  
Birchwood Casey - [www.birchwoodcasey.com](http://www.birchwoodcasey.com)  
Black River Tools - [www.blackrivertools.com](http://www.blackrivertools.com)  
Blackpowder Products, Inc. - [www.cva.com](http://www.cva.com)  
BoatUS - [www.boatus.com](http://www.boatus.com)  
Bubba Blade Knives - [www.bubbablade.com](http://www.bubbablade.com)  
Buck Knives - [www.buckknives.com](http://www.buckknives.com)  
Burford Books - [www.burfordbooks.com](http://www.burfordbooks.com)  
Bushnell - [www.bushnell.com](http://www.bushnell.com)  
Cabela's - [www.cabelas.com](http://www.cabelas.com)  
Camp Chef - [www.campchef.com](http://www.campchef.com)  
Carbon Express - [www.carbonexpressarrows.com](http://www.carbonexpressarrows.com)  
Chautauqua County Visitors Bureau - [www.tourchautauqua.com](http://www.tourchautauqua.com)  
Church Tackle Company - [www.churchtackle.com](http://www.churchtackle.com)  
Clam Outdoors - [www.clamoutdoors.com](http://www.clamoutdoors.com)  
Cocoons Eyewear - [www.cocoonseyewear.com](http://www.cocoonseyewear.com)  
Costa Sunglasses - [www.costadelmar.com](http://www.costadelmar.com)  
Cotton Carrier - [www.cottoncarrier.com](http://www.cottoncarrier.com)  
Crosman Corporation - [www.crosman.com](http://www.crosman.com)  
Danner Boots - [www.danner.com](http://www.danner.com)  
Deer Dummy - [www.deerdummy.com](http://www.deerdummy.com)  
Ducks Unlimited - [www.ducks.org](http://www.ducks.org)  
Eagle Claw - [www.eagleclaw.com](http://www.eagleclaw.com)  
Environ-Metal, Inc. - [www.hevishot.com](http://www.hevishot.com)  
Eppinger Manufacturing - [www.eppinger.net](http://www.eppinger.net)  
E/T Lights - [www.triagelights.com](http://www.triagelights.com)  
Field & Stream Outdoor Life Deer & Turkey Expos - [www.deerinfo.com](http://www.deerinfo.com)  
Flying Fisherman - [www.flyingfisherman.com](http://www.flyingfisherman.com)  
FOXPRO - [www.godoxpro.com](http://www.godoxpro.com)  
Frabill - [www.frabill.com](http://www.frabill.com)  
Frogg Toggs - [www.froggtoggs.com](http://www.froggtoggs.com)  
G.Loomis - [www.gloomis.com](http://www.gloomis.com)  
Gamo USA - [www.gamoussa.com](http://www.gamoussa.com)  
Gerber Legendary Blades - [www.gerbergear.com](http://www.gerbergear.com)  
Gun Protect - [www.mygunprotect.com](http://www.mygunprotect.com)  
Hard & Soft Fishing - [www.unclejosh.com](http://www.unclejosh.com)  
Hart Productions - [www.hartproductions.com](http://www.hartproductions.com)  
Hawke Sport Optics - [www.hawkeoptics.com](http://www.hawkeoptics.com)  
Henry Repeating Arms Co. - [www.henryrepeating.com](http://www.henryrepeating.com)  
HHA Sports - [www.HHAsports.com](http://www.HHAsports.com)  
Hickory Glen Creations - [www.g-p-a-s.com](http://www.g-p-a-s.com)  
Hodgdon Powder Co. - [www.hodgdon.com](http://www.hodgdon.com)  
Hooker Deer Drag Co. - [www.hookerdeerdrag.com](http://www.hookerdeerdrag.com)  
Hoosier Trapper Supply - [www.hoosiertrappersupply.com](http://www.hoosiertrappersupply.com)  
Houghton Mifflin Harcourt - [www.hmhc.com](http://www.hmhc.com)  
Howard Communications - [www.howardcommunications.com](http://www.howardcommunications.com)  
HT Enterprises - [www.icefish.com](http://www.icefish.com)  
Hunter's Specialties - [www.hunterspec.com](http://www.hunterspec.com)  
Indiana Office of Tourism Development - [www.VisitIndiana.com](http://www.VisitIndiana.com)  
Indiana Outdoor News - [www.IndianaOutdoorNews.net](http://www.IndianaOutdoorNews.net)  
InterMedia Outdoors - [www.IMoutdoors.com](http://www.IMoutdoors.com)  
Irish Setter Boots - [www.irishsetterboots.com](http://www.irishsetterboots.com)

JB Lures - [www.jblures.com](http://www.jblures.com)  
Koppers Fishing & Tackle - [www.livetargetlures.com](http://www.livetargetlures.com)  
Kruger Optical - [www.krugeroptical.com](http://www.krugeroptical.com)  
LaCrosse Footwear - [www.lacrossefootwear.com](http://www.lacrossefootwear.com)  
LensPen - [www.lenspen.com](http://www.lenspen.com)  
Leupold - [www.leupold.com](http://www.leupold.com)  
Lodge Manufacturing - [www.lodgemfg.com](http://www.lodgemfg.com)  
Lurecraft Industries - [www.lurecraft.com](http://www.lurecraft.com)  
Mack's Lure - [www.macks lure.com](http://www.macks lure.com)  
Mathews - [www.mathewsinc.com](http://www.mathewsinc.com)  
Mercury Marine - [www.mercurymarine.com](http://www.mercurymarine.com)  
Mossy Oak - [www.mossyoak.com](http://www.mossyoak.com)  
MyTopo - [www.mytopo.com](http://www.mytopo.com)  
National Muzzle Loading Rifle Assn - [www.nmlra.org](http://www.nmlra.org)  
National Shooting Sports Foundation - [www.nssf.org](http://www.nssf.org)  
National Wild Turkey Federation - [www.nwtf.org](http://www.nwtf.org)  
Nosler, Inc. - [www.nosler.com](http://www.nosler.com)  
O.F. Mossberg & Sons, Inc. - [www.mossberg.com](http://www.mossberg.com)  
Off Shore Tackle Co. - [www.offshoretackle.com](http://www.offshoretackle.com)  
Okuma Fishing Tackle - [www.okumafishing.com](http://www.okumafishing.com)  
Otis Technology - [www.otistec.com](http://www.otistec.com)  
Outdoor Promotions - [www.crappieusa.com](http://www.crappieusa.com)  
Pheasants Forever - [www.pheasantsforever.org](http://www.pheasantsforever.org)  
Plano Molding Company - [www.planomolding.com](http://www.planomolding.com)  
Princeton University Press - [www.press.princeton.edu](http://www.press.princeton.edu)  
Pro-Cure, Inc. - [www.pro-cure.com](http://www.pro-cure.com)  
Pure Fishing - [www.purefishing.com](http://www.purefishing.com)  
Quaker Boy, Inc. - [www.quakerboygamecalls.com](http://www.quakerboygamecalls.com)  
Reef Runner Lures - [www.reefrunner.com](http://www.reefrunner.com)  
Remington Outdoor Company - [www.remington.com](http://www.remington.com)  
Renfro Productions - [www.renfroproductions.com](http://www.renfroproductions.com)  
RIO Products - [www.rioproducts.com](http://www.rioproducts.com)  
Savage Arms - [www.savagearms.com](http://www.savagearms.com)  
Shimano American Corp. - [www.shimano.com](http://www.shimano.com)  
Shurhold Industries - [www.shurhold.com](http://www.shurhold.com)  
Snag Proof Manufacturing - [www.snagproof.com](http://www.snagproof.com)  
South Shore CVA - [www.southshorecva.com](http://www.southshorecva.com)  
SportDOG - [www.sportdog.com](http://www.sportdog.com)  
St. Croix Rods - [www.stcroixrods.com](http://www.stcroixrods.com)  
Streamlight - [www.streamlight.com](http://www.streamlight.com)  
Sturm, Ruger & Co. - [www.ruger.com](http://www.ruger.com)  
Super Brush LLC - [www.bore-tips.com](http://www.bore-tips.com)  
Tales End Tackle - [www.talesendtackle.com](http://www.talesendtackle.com)  
Tenzing - [www.tenzingoutdoors.com](http://www.tenzingoutdoors.com)  
ThermaCELL - [www.thermacell.com](http://www.thermacell.com)  
Tink's - [www.tinks.com](http://www.tinks.com)  
Toyota Motor Sales - [www.toyotanewsroom.com](http://www.toyotanewsroom.com)  
Trophy Anglers' Tackle - [www.trophyanglerstackle.com](http://www.trophyanglerstackle.com)  
TTI-Blakemore Fishing - [www.ttiblakemore.com](http://www.ttiblakemore.com)  
Umarex USA - [www.umarexUSA.com](http://www.umarexUSA.com)  
Vexilar, Inc. - [www.vexilar.com](http://www.vexilar.com)  
Visit Indy - [www.VisitIndy.com](http://www.VisitIndy.com)  
W.R. Case & Sons Cutlery - [www.wrcase.com](http://www.wrcase.com)  
WaveSpin Reels - [www.wavespinreel.com](http://www.wavespinreel.com)  
Weatherby - [www.weatherby.com](http://www.weatherby.com)  
White Flyer Targets - [www.whiteflyer.com](http://www.whiteflyer.com)  
Winchester Ammunition - [www.winchester.com](http://www.winchester.com)  
Wrangler Rugged Wear - [www.wrangleruggedwear.com](http://www.wrangleruggedwear.com)  
Xtreme Hardcore Gear - [www.extremehardcoregear.com](http://www.extremehardcoregear.com)  
Yakima Bait Co. - [www.yakimabait.com](http://www.yakimabait.com)  
Yamaha Marine Group - [www.yamahaoutboards.com](http://www.yamahaoutboards.com)  
Z-Man Fishing Products - [www.zmanfishing.com](http://www.zmanfishing.com)

HOW members are encouraged to check these websites for general info and answers to product and service questions.



# Hoosier Outdoor Writers

## Application For New Membership

(Check Desired Classification below)

\$30 \_\_\_\_\_ Active  
\$25 \_\_\_\_\_ Associate  
\$50 \_\_\_\_\_ Supporting  
\$15 \_\_\_\_\_ Active Student  
\$10 \_\_\_\_\_ Associate Student

### Personal Information:

Name: \_\_\_\_\_  
Company (Supporting members only): \_\_\_\_\_  
Address: \_\_\_\_\_  
City: \_\_\_\_\_ State: \_\_\_\_\_ Zip: \_\_\_\_\_  
Phone: \_\_\_\_\_  
Email: \_\_\_\_\_

### Professional Information:

Employer (if outdoor-related): \_\_\_\_\_ Position: \_\_\_\_\_  
Business Address: \_\_\_\_\_  
Business Phone: \_\_\_\_\_

1. Describe your work in the outdoor field: Full Time \_\_\_\_\_ Part Time \_\_\_\_\_

2. Check your field(s) of outdoor work:

_____ Newspapers	_____ Magazine	_____ Photography
_____ Books	_____ Radio	_____ Lectures
_____ Television	_____ Teaching	_____ Trade Journals
_____ Artist	_____ Public relations	_____ Government Info - Ed
_____ Other (Specify): _____		

3. Are you paid for your outdoor work? Yes \_\_\_\_\_ No \_\_\_\_\_

4. Your work is published or disseminated: Daily \_\_\_\_; Weekly \_\_\_\_; Monthly \_\_\_\_; \_\_\_\_ times a year

Attach samples or other proof of your work in the outdoor field: newspaper clips, letters from station managers attesting to frequency of radio or TV broadcasts, lecture schedule or publicity clips, photo clips or artistic prints, title of latest book, masthead of trade journal showing your position, etc.

Send completed application and article copies to: **Tom Berg, 2142 Nondorf Street, Dyer, IN 46311.**

I have read the principles and membership requirements of the Hoosier Outdoor Writers and would like to enroll in the classification checked above.

Signature: \_\_\_\_\_

Sponsor: \_\_\_\_\_

## Who We Are

The Hoosier Outdoor Writers was formed in 1969 and has brought together many diverse groups and individuals with shared interests. The Hoosier Outdoor Writers, known among its members as HOW, is a group of dedicated media professionals who are keenly interested in the wise use of natural resources in the Hoosier State.

## What We Do

These are the purposes of HOW:

1. To improve ourselves in the art, skill and effectiveness of our craft, and to increase knowledge and understanding of the whole state.
2. To help ensure the wisest and best conservation of Indiana's resources, and the most wide-spread fair use of Indiana's recreational potential.
3. To provide a vehicle for bringing together and joining in common cause all Hoosiers who by profession, hobby or interest are devoted to the outdoors.
4. Conduct an annual Awards-In-Craft Contest among its members. The award winners are announced each year at HOW's annual conference.

## What We Stand For

These are what we strive to accomplish:

1. To give the profession of outdoor writing/reporting greater recognition and understanding, even higher standards and enlarged scope.
2. To encourage and enforce high standards of professional ethics.
3. To strive always for the truth, accuracy, clarity and completeness in the dissemination of outdoor information.
4. To help friends and fight the foes of wisely conserved Indiana resources.

## Membership Requirements

Membership is open to anyone who meets one of the following:

### 1. Active

Members are those regularly engaged in the paid dissemination of outdoor-oriented information via newspapers, radio, television, magazines, trade journals, books, photographs, art, lectures, or other fitting media. (Basic guidelines of "regularity" of dissemination are: 20 newspaper articles, photos or broadcasts a year; two national or four regional



magazines or specialty journal articles a year, or one book, 10 lectures, or 20 bona fide outdoor news releases a year.)

The legal advisor for the association shall be an active member without meeting the basic guidelines.

### 2. Associate

Members are those who have a strong direct interest in the outdoors, either professional or personal, such as conservationists of all kinds; public employees in outdoor fields; educators teaching related subjects; fishing guides and tournament anglers, sportsmen and retail-level dealers in outdoor goods, equipment or facilities.

### 3. Supporting

Members are those engaged in major commercial efforts directly related to the outdoors, such as manufacturers, distributors, service providers, manufacturers' representatives, or advertising agencies serving any of these.

### 4. Active Student

Members are those between the ages of 18 and 24 years who are bona fide college students with a major in journalism, communications, or natural resources sciences.

### 5. Associate Student

Members are those who are students who have an active interest in the outdoors in the areas of hunting, fishing, ecology, or in preserving the environment in general.



# Calendar of Events

<b>Indianapolis Fall Boat &amp; RV Show:</b> ( <a href="http://www.renfroproductions.com">www.renfroproductions.com</a> ) Indianapolis, IN	September 25-27, 2015
<b>AGLOW 2015 Annual Conference:</b> ( <a href="http://www.aglowinfo.org">www.aglowinfo.org</a> ) Minneapolis, MN	September 28-October 1, 2015
<b>SEOPA 2015 Annual Conference:</b> ( <a href="http://www.seopa.org">www.seopa.org</a> ) Eufaula, AL	October 14-17, 2015
<b>Cincinnati Travel, Sports &amp; Boat Show:</b> ( <a href="http://www.hartproductions.com">www.hartproductions.com</a> ) Cincinnati, OH	January 15-17 & 20-24, 2016
<b>SHOT Show 2016:</b> ( <a href="http://shotshow.org">http://shotshow.org</a> ) Las Vegas, NV	January 19-22, 2016
<b>Louisville Deer &amp; Turkey Expo:</b> ( <a href="http://www.deerinfo.com">www.deerinfo.com</a> ) Louisville, KY	January 29-31, 2016
<b>Indianapolis Boat, Sport &amp; Travel Show:</b> ( <a href="http://www.renfroproductions.com">www.renfroproductions.com</a> ) Indianapolis, IN	February 19-28, 2016
<b>HOW 2016 Annual Conference:</b> ( <a href="http://www.HoosierOutdoorWriters.org">www.HoosierOutdoorWriters.org</a> ) Abe Martin Lodge, Brown County State Park Nashville, IN	April 22-24, 2016
<b>POMA 2016 Annual Conference:</b> ( <a href="http://www.professionalloutdoormedia.org">www.professionalloutdoormedia.org</a> ) Kalispell, MT	June 15-18, 2016
<b>OWAA 2016 Annual Conference:</b> ( <a href="http://www.owaa.org">www.owaa.org</a> ) Billings, MT	July 16-18, 2016

HOW members may submit upcoming events, along with dates, locations and other details to the newsletter editor at: [director@hoosieroutdoorwriters.org](mailto:director@hoosieroutdoorwriters.org) for possible inclusion in future issues of The Blade.